

ZEPET



Owner's Manual Supplement

www.seafoxboats.com

SEA FOX BOAT'S DISCLAIMER

The following Owner's Manual is provided for information and educational purposes only and is not intended to offer or provide legal advice or create a contractual relationship between Sea Fox Boat Company and the owner of any Sea Fox brand vessel. Please beware that as a vessel owner you have non-delegable responsibilities regarding the safety, maintenance, fitness, and operation of your vessel and the extent of such responsibilities is ultimately determined by Federal law and regulations, the general maritime law of the United States, the laws and regulations of the states and territories of the United States, or the laws and regulations of the country where you operate your vessel. To fully understand your responsibilities as a vessel owner, and before operating or letting any third-party operate your vessel, we recommend that you consult the services of a qualified lawyer in admiralty and maritime law.

TABLE OF CONTENTS

Introduction	3	Electrical Schematics	16
Specifications	3	Main Harness	16
Designated Occupant Seating	4	Switch Panel	17
Safety Decals	5	Breaker Panel	19
Plumbing Schematics	7	Bilge Harness	20
Fuel System	7	Hard Top Harness	21
Bilge System	8	Amplifier Harness	22
Fresh Water System	9	Electric Head Harness	23
Raw Water System	11	Stove Harness	25
Drains	12	Awning Panel	26
Electric Head System	14	Battery Wiring	27

This Page Intentionally Left Blank

INTRODUCTION

Congratulations and Welcome Aboard! With so many boat brands to choose from, we want to congratulate you on your decision to choose Sea Fox Boats. For more than 28 years, Sea Fox offers the finest hand-crafted saltwater boats carefully balanced with the build-quality, features, styling and performance for the fairest price. Our passion for boating is evident in every model we make and we appreciate that you've noticed the Sea Fox difference.

We share your love for the moments spent on the water with friends and family, which is why every Sea Fox boat offers a unique blend of fishing/family options, technologies and innovative features. Your choice of a Sea Fox affirms that you have performed your research and compared the value of your model with the competition.

Whether you are new to the boating lifestyle or an old salt, we ask that **you and all other operators** read the owner's manual, this supplement, and all other literature provided with the boat **before** operating the boat or any equipment. We also recommend that all operators enroll in a boating safety course available online - see References and Contact Information in this section for education resources online.

This supplement contains model-specific information not included with the owner's manual. This manual is not intended to be a replacement for specific product literature provided by engine, accessory or other major equipment manufacturers, but rather to supplement that information.

Because of our philosophy of continuous product improvement, this manual serves as a general guide only, so the specifications and illustrations used may not match the equipment on your boat and are intended only as general reference views.

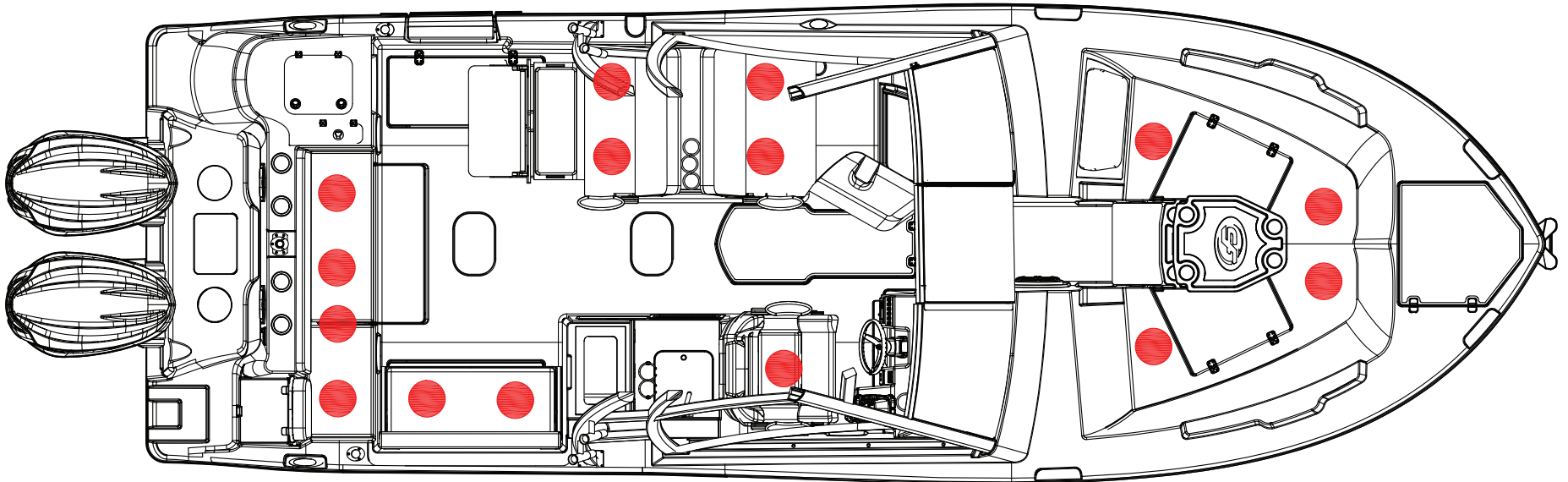
We welcome you to the Sea Fox family and wish you many years of boating enjoyment!

SPECIFICATIONS

Max. Weight Capacity	Yacht Certification
Persons	Yacht Certification
Persons Weight	Yacht Certification
Max. HP	600 hp (447 kw)
L.O.A.	28' (8.5 m)
Beam	9' 8" (2.9 m)
Draft	18" (0.46 m)
Height, Keel to Top (Light Folded)	118" (3.0 m)
Height, Keel to Top (w/Outriggers)	121" (3.1 m)
Height, Keel to Top (w/Radar)	122" (3.1 m)
Bridge Clearance w/Top Max	100" (2.54 m)
Max. Weight Boat [w/batteries, fluids, gear, largest motor(s)]	11,990 lbs (5,439 kg)
Fuel Tank Capacity	153 gal (579 L)
Freshwater Tank Capacity	23 gal (87 L)
Holding Tank Capacity	12 gal (45 L)

DESIGNATED OCCUPANT SEATING

Be sure all passengers are properly seated in designated seating positions and not riding on the bow, bow pulpit, deck, gunwale or rear sun deck while underway. Passengers must use hand-holds and use caution when riding in the bow. Move to the aft passenger seats during rough water operation or if visibility is restricted.



● = Seat position

SFOX-0225

SAFETY DECALS

6 FRESH WATER
10



10 NO WOOD!
NO ROT!

10 RAW WATER

2 **WARNING**
Operating, servicing and maintaining a recreational marine vessel can expose you to chemicals including engine exhaust, carbon monoxide, phthalates, and lead, which are known to the State of California to cause cancer and birth defects or other reproductive harm. To minimize exposure, avoid breathing exhaust, service your vessel in a well-ventilated area and wear gloves or wash your hands frequently when servicing this vessel. For more information go to www.P65warnings.ca.gov/marine. U36438-01



2 **WARNING**
Failure to follow these warnings could cause severe injury or death.
• WEAR SAFETY LANYARD at all times while operating boat to prevent unneeded boat operation.
• NEVER OPERATE WHILE UNDER THE INFLUENCE of drugs or alcohol.
• DO NOT OVERLOAD THE BOAT. ENSURE THAT WEIGHT IS PROPERLY AND EVENLY DISTRIBUTED fore and aft and on both sides of the boat to avoid poor handling sudden loss of control, swamping and/or capsizing.
• PASSENGERS SHOULD WEAR U.S. COAST GUARD APPROVED LIFE JACKETS.
• MAKE SURE THAT ALL PASSENGERS ARE PROPERLY SEATED WHILE UNDERWAY. To avoid passengers falling overboard or being ejected from the boat, do not allow passengers to sit on seat backs, gunwales or outermost deck edges while boat is moving.
• REDUCE SPEED BEFORE ENTERING SUDDEN OR SHARP TURNS.
• AND MAINTAIN SAFE SPEEDS for water conditions and environment at all times. Maneuverability at high speeds is limited, and sudden turns may cause loss of boat control.
• KEEP PROPER LOOKOUT AND SAFE DISTANCE for the conditions at all times to avoid collisions.
• OBEY APPLICABLE NAVIGATION RULES AND BOATING LAWS.
• USE CAUTION AND PROPER LIGHTING during nighttime boating and boating in adverse weather.
• READ THE OWNER'S MANUAL AND COMPLETE THE BOATER'S PRE-OPERATION CHECKLIST prior to boat operation. U40020-01

1 **WARNING**
5 x2 Moving parts can crush and cut. Keep hands clear while operating bracket. U36076-01

10 **DANGER**
Carbon monoxide (CO) can cause brain damage or death. Engine and generator exhaust contains odorless and colorless carbon monoxide gas. Carbon monoxide will be around the back of the boat when engines or generators are running. Move to fresh air, if you feel nausea, headache, dizziness, or drowsiness. U36076-01

6 **DANGER**
HOT GRILL SURFACE MAY CAUSE SEVERE BURNS.
WHEN THE GRILL IS POWERED ON, THE SURFACE WILL BE HOT.
TURN THE POWER OFF AND ALLOW THE GRILL SURFACE TO COOL BEFORE TOUCHING OR CLEANING.
WARNING
COVERING A HOT GRILL SURFACE AND NOT PROPERLY CLEANING THE DRIP TRAY COULD CAUSE A FIRE HAZARD.
GRILL COUNTERTOP COVER MAY MELT OR CATCH FIRE IF EXPOSED TO HIGH HEAT FROM THE GRILL.
TURN OFF THE GRILL AND ALLOW THE SURFACE TO COOL BEFORE COVERING AND/OR OPERATING THIS VESSEL.
CLEAN DRIP TRAY AFTER EACH USE. U36020-01

4 **WARNING** GAS / PETROL ONLY
CONTENTS CAN BE UNDER PRESSURE. AVOID SERIOUS INJURY OR DEATH FROM FIRE OR EXPLOSION. OPEN SLOWLY IN WELL VENTILATED AREA. NO SMOKING OR OPEN FLAMES. U36020-01

2 **SEA FOX BOAT WORKS**
YACHT CERTIFICATION
STANDARDS IN EFFECT ON THE DATE OF CERTIFICATION
SEA FOX BOAT COMPANY
MONCKS CORNER, S.C.

7 **BATTERY CHARGER**
7 x2 **NOTICE**
SHUT OFF VALVE(S) LOCATED BEHIND ACCESS PANEL. CLOSE VALVE(S) WHEN NOT IN USE. U40020-01

7 **INVERTER CHARGER -STOVE**

3 **DISCHARGE OF OIL PROHIBITED**
THE FEDERAL WATER POLLUTION CONTROL ACT PROHIBITS THE DISCHARGE OF OIL OR OILY WASTE INTO OR UPON THE NAVIGABLE WATERS OF THE UNITED STATES, OR THE WATERS OF THE CONTIGUOUS ZONE, OR WHICH MAY AFFECT NATURAL RESOURCES BELONGING TO, APPERTAINING TO, OR UNDER THE EXCLUSIVE MANAGEMENT AUTHORITY OF THE UNITED STATES, IF SUCH DISCHARGE CAUSES A FILM OR DISCOLORATION OF THE SURFACE OF THE WATER OR CAUSES A SLUDGE OR EMULSION BENEATH THE SURFACE OF THE WATER. VIOLATORS ARE SUBJECT TO SUBSTANTIAL CIVIL PENALTIES AND/OR CRIMINAL SANCTIONS INCLUDING FINES AND IMPRISONMENT.

5 **WARNING**
Do not stand on or jump off of longer footrest. Watch your hands and fingers when opening and closing cover. Maximum seated weight capacity 250 lbs. U40020-01

9 **WARNING**
PINCH POINT
Watch your hands and fingers when opening and closing cover.
AVOID PERSONAL INJURY SECURE GATE/DOOR WHEN BOAT IS UNDERWAY. ENSURE LADDER IS SECURED TO DECK PRIOR TO USING IF EQUIPPED. U40020-01

1 **WARNING**
7 Failure to follow these warnings could cause SERIOUS INJURY or DEATH.
• REMAIN PROPERLY SEATED AND HOLD ON to available handrails while boat is moving to avoid falling overboard or being ejected from the boat. Do not sit on seat backs, gunwales or outermost deck edges.
• WEAR U.S. COAST GUARD APPROVED LIFE JACKETS.
• DO NOT OVERLOAD THE BOAT. OCCUPANTS AND GEAR MUST BE PROPERLY AND EVENLY DISTRIBUTED fore and aft, and on both sides of the boat. Improper loading and/or overloading may result in poor handling, sudden loss of control, swamping and/or capsizing.
• REFER TO AND OBEY THE DESIGNATED OCCUPANT SEATING POSITIONS that are indicated by the manufacturer for your specific model.
• OBEY THE OPERATOR at all times.
• DO NOT RESTRICT THE OPERATOR'S VISION.
• DO NOT DEPART THE VESSEL without informing the operator.

3 **NOTICE**
THIS BOAT IS EQUIPPED WITH AN OPTIONAL DIRECT OVERBOARD DISCHARGE VALVE. DISCHARGING OF SEWAGE DIRECTLY OVERBOARD IS FOR USE WHERE APPROVED ONLY.

6 NON POTABLE WATER
5 FIRST AID KIT INSIDE

3 It is illegal for any vessel to dump plastic ANYWHERE in the ocean or navigable waters of the United States. Annex V of MARPOL TREATY is an International Law for a cleaner, safer marine environment. Violation of these requirements is a Class D Felony and may result in a civil penalty, up to \$25,000 fine and imprisonment.
U.S. lakes, rivers, bays or sounds and 3 miles from shore
ILLEGAL TO DUMP:
Plastic and Garbage
Paper Metal
Rags Crockery
Glass Dunnage
Food
3 to 12 miles
ILLEGAL TO DUMP:
Plastic
Dunnage, lining and packing materials that float; also if not ground to less than one inch
Paper Crockery
Rags Metal
Glass Food
12 to 25 miles
ILLEGAL TO DUMP:
Plastic
Dunnage, lining and packing materials that float.
Outside 25 miles
ILLEGAL TO DUMP:
Plastic
Regional state and local regulations may further restrict the disposal of garbage. The discharge of all garbage into the Great Lakes or their connecting or tributary waters is prohibited.

1 **WARNING**
Avoid Serious or Fatal Injury
Shut & Lock Window
When Speed Exceeds 5 m.p.h. U36076-01

9 **WARNING**
AVOID PERSONAL INJURY
Ladder person capacity not to exceed 400 lbs. Insure ladder is secure to mount before use. Keep hands and feet clear of moving parts while stowing and deploying.

2 **WARNING**
Rotating propeller may cause serious injury or death. Shut off engine when near persons in the water.
Carbon monoxide (CO) can cause brain damage or death. Engine and generator exhaust contains odorless and colorless carbon monoxide gas. Signs of carbon monoxide poisoning include nausea, headache, dizziness, drowsiness, and lack of consciousness. Get fresh air if anyone shows signs of carbon monoxide poisoning. See Owner's Manual for information regarding carbon monoxide poisoning.
Leaking fuel is a fire and explosion hazard. Avoid serious injury or death from fire or explosion from leaking fuel. Inspect system for leaks at least once a year. U36076-01
SEA FOX BOAT COMPANY
MEETS U.S. EPA EWP STANDARDS USING CERTIFIED COMPONENTS

3 **WARNING**
CARBON MONOXIDE (CO) CAN CAUSE BRAIN DAMAGE OR DEATH.
-Carbon monoxide can be present in the cabin.
-Signs of carbon monoxide poisoning include nausea, headache, dizziness, drowsiness, and lack of consciousness.
MOVE TO FRESH AIR if anyone shows signs of carbon monoxide poisoning.
USE AVAILABLE HANDRAILS AND HANDHOLDS while moving about the cabin and while the boat is in motion to avoid falling. U40010-01

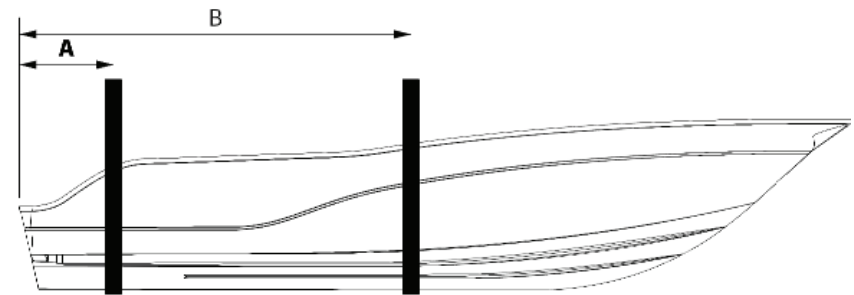
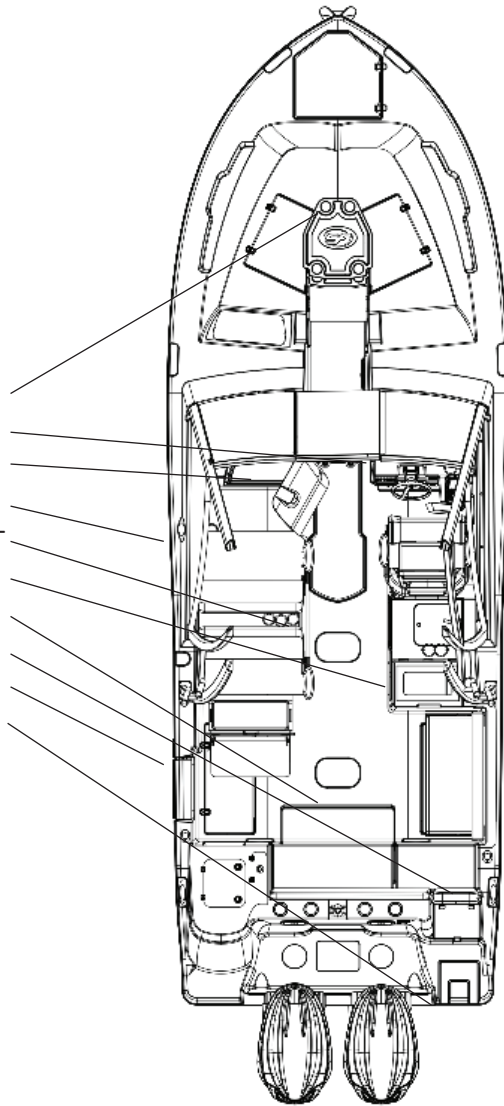
2 **DANGER**
ROTATING PROPELLER CAN CAUSE SERIOUS INJURY OR DEATH. SHUT OFF MOTOR WHEN NEAR PERSONS IN WATER. U36076-01

2 **WARNING**
Avoid Serious or Fatal Injury
Lock Swivel On Seat
When Speed Exceeds 5 m.p.h. U36076-01

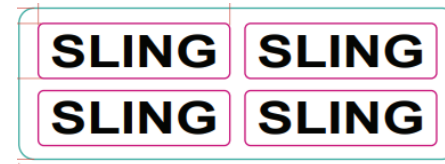
1 **WARNING**
AVOID PERSONAL INJURY
LOCK/LATCH WIND DAM DOOR IN THE OPEN & CLOSED POSITION WHEN BOAT IS UNDERWAY. U36076-01

8 **WARNING**
AVOID PERSONAL INJURY
SECURE GATE/DOOR & DO NOT BE OUTSIDE GATE/DOOR WHEN BOAT IS UNDERWAY. U36076-01

- 1= COCKPIT FRONT
- 2=CONSOLE
- 3= HEAD COMPARTMENT
- 4= FUEL FILL
- 5= COCKPIT MID SHIP PORT
- 6= GALLEY STBD
- 7= COCKPIT AFT
- 8= TRANSOM GATE
- 9= DIVE DOOR
- 10=TRANSOM

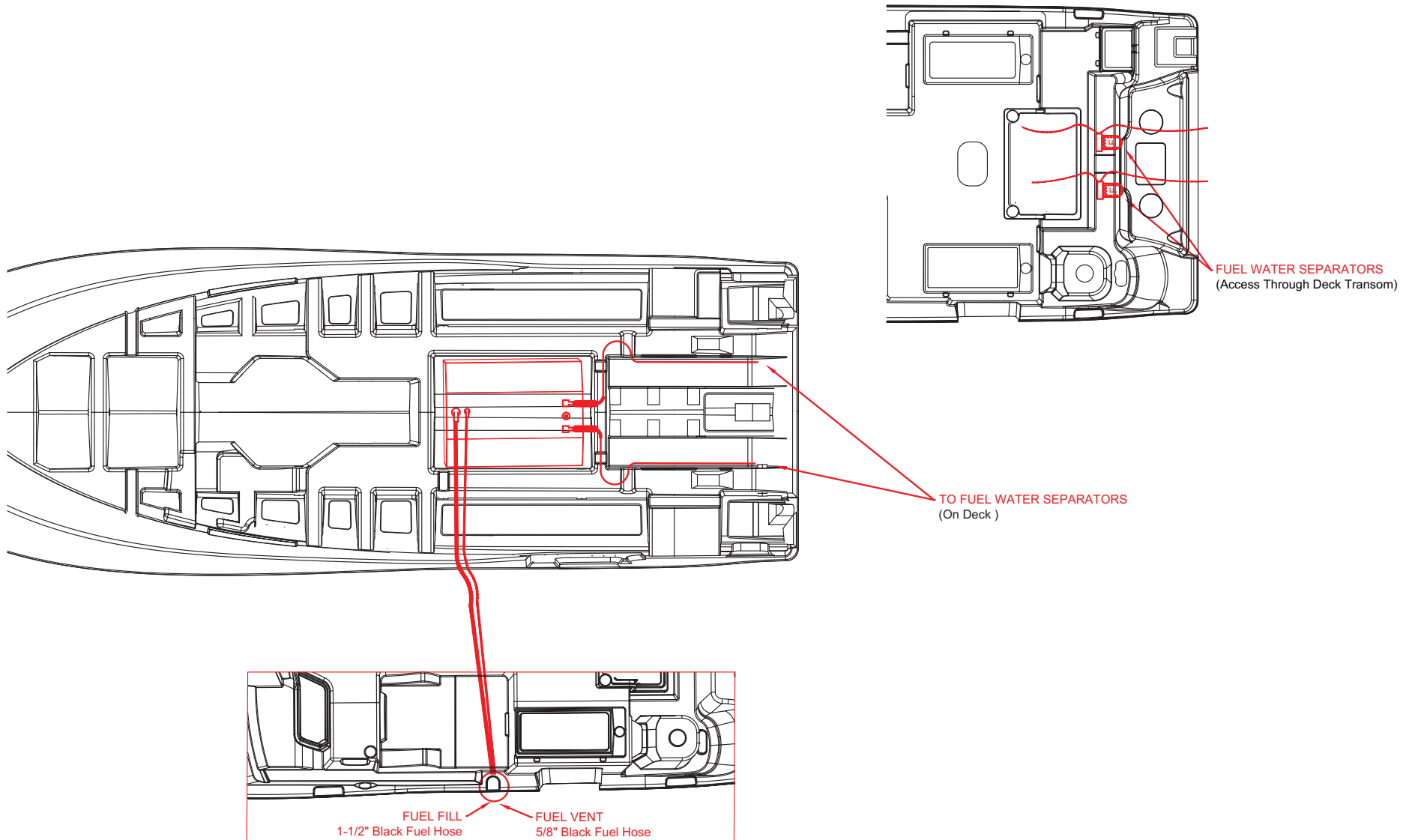


- A- AFT SLING LOCATION PORT AND STARBOARD (30")
- B- FORWARD SLING LOCATION PORT AND STARBOARD (185")

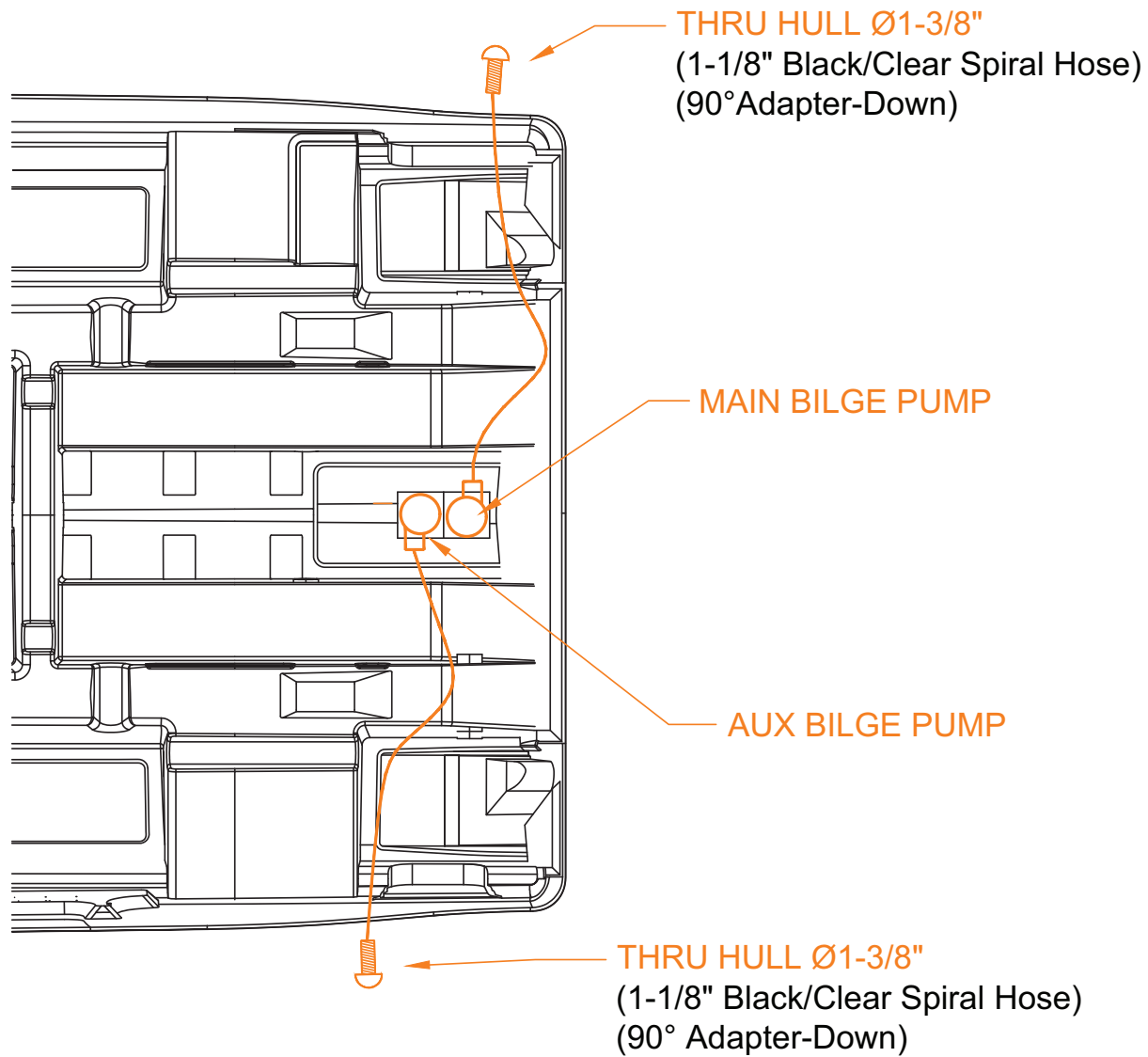


PLUMBING SCHEMATICS

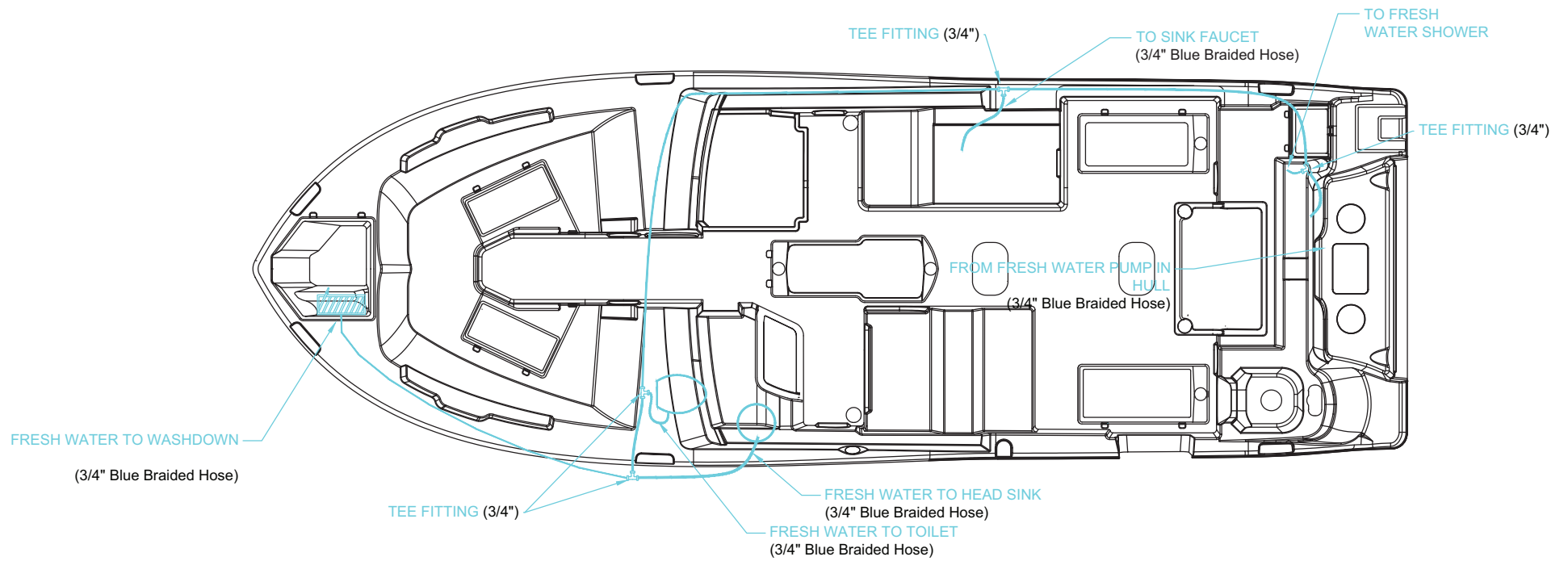
FUEL SYSTEM



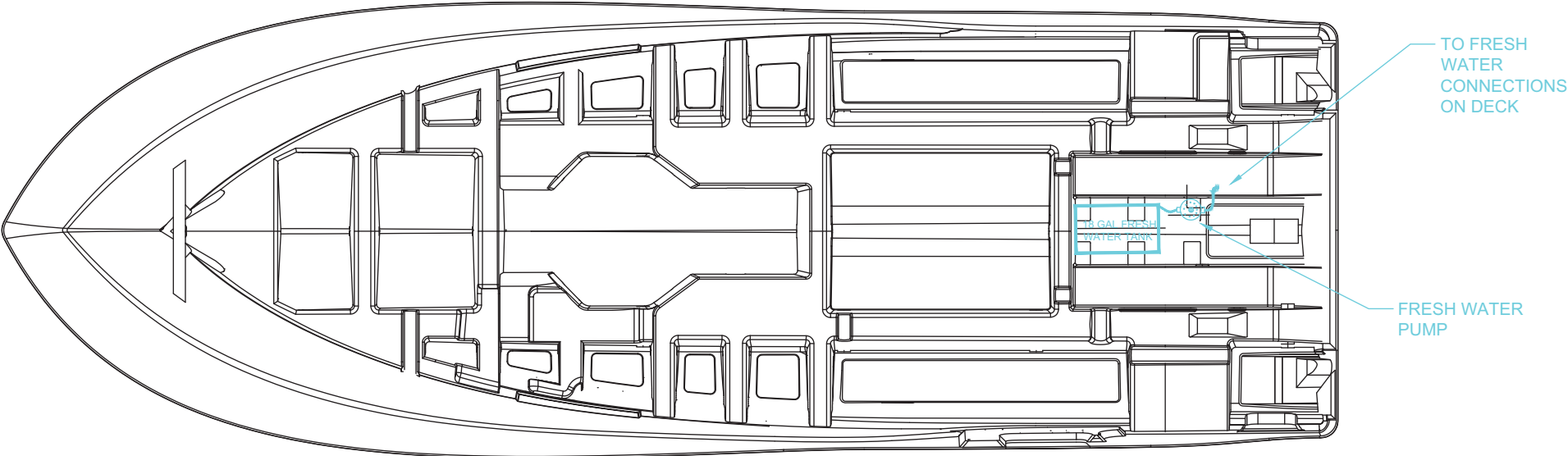
BILGE SYSTEM



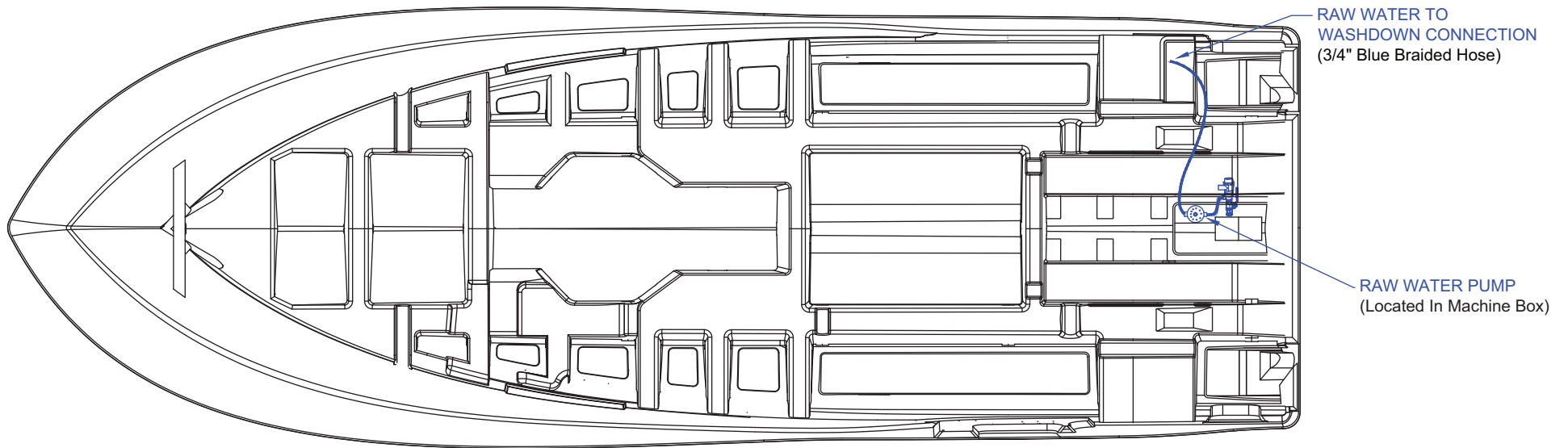
FRESH WATER SYSTEM



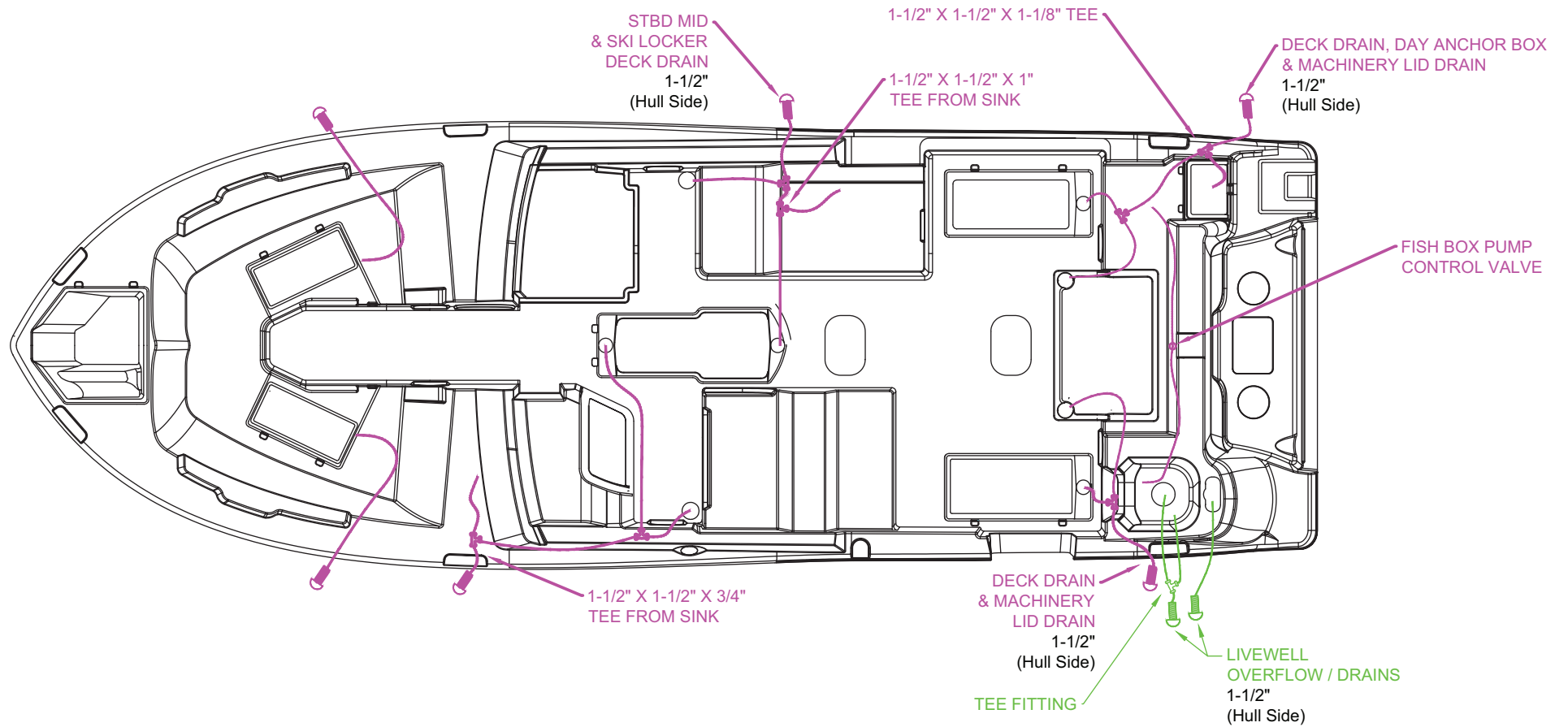
FRESH WATER SYSTEM (CONTINUED)



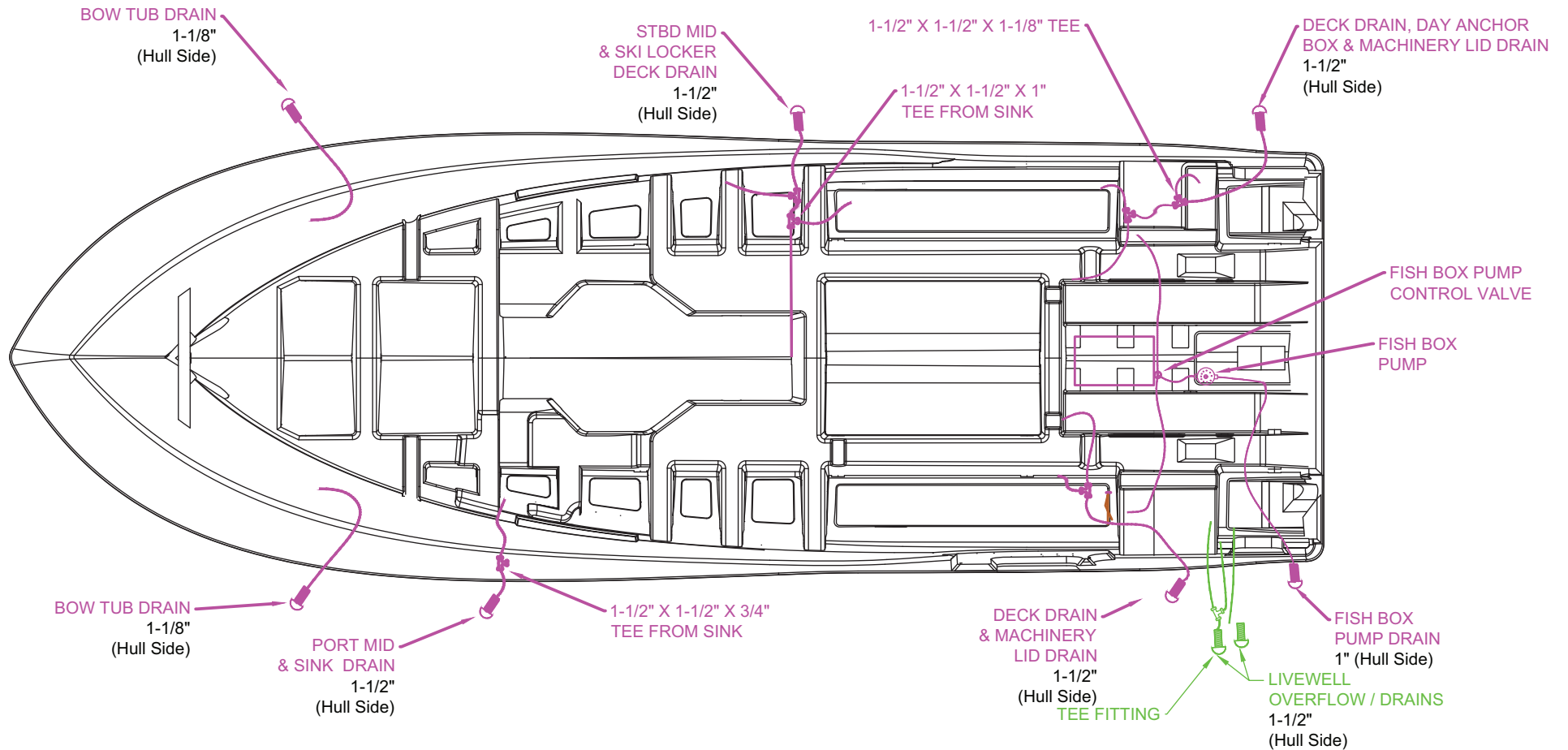
RAW WATER SYSTEM



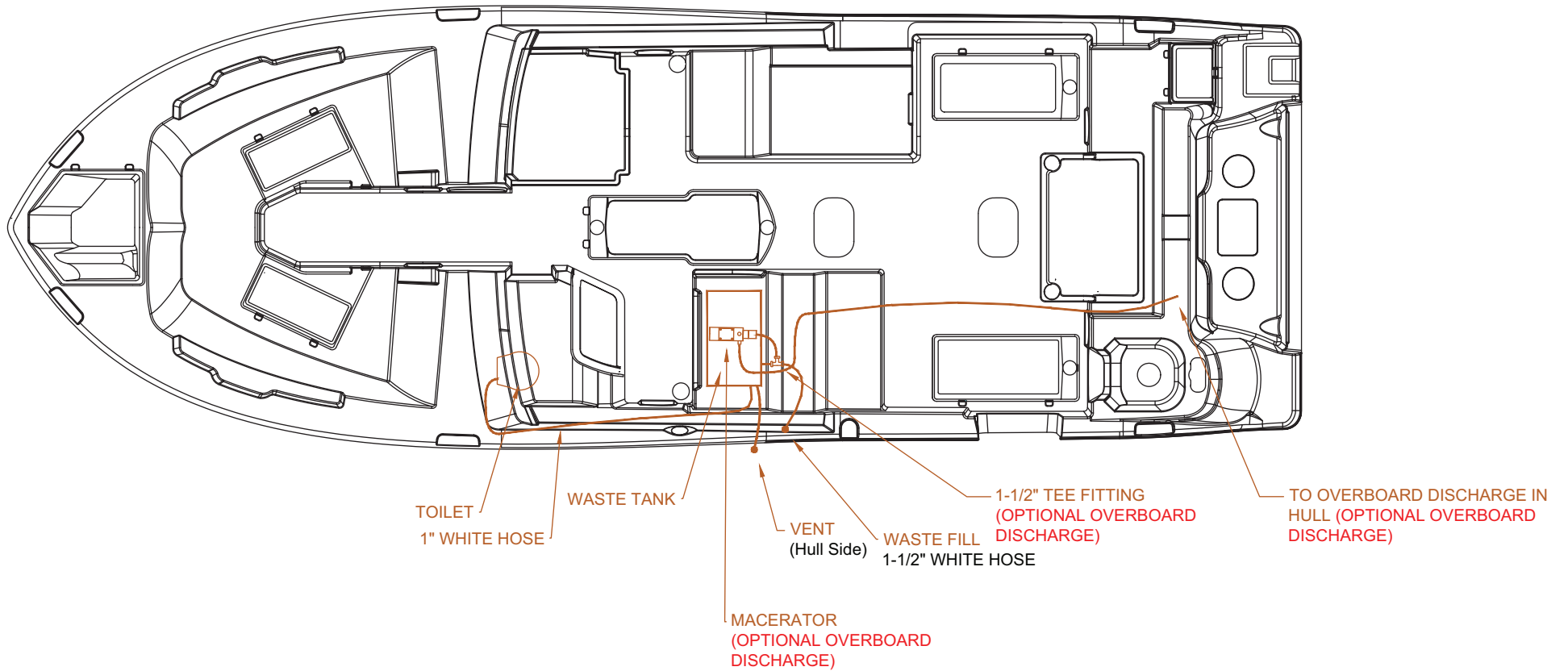
DRAINS



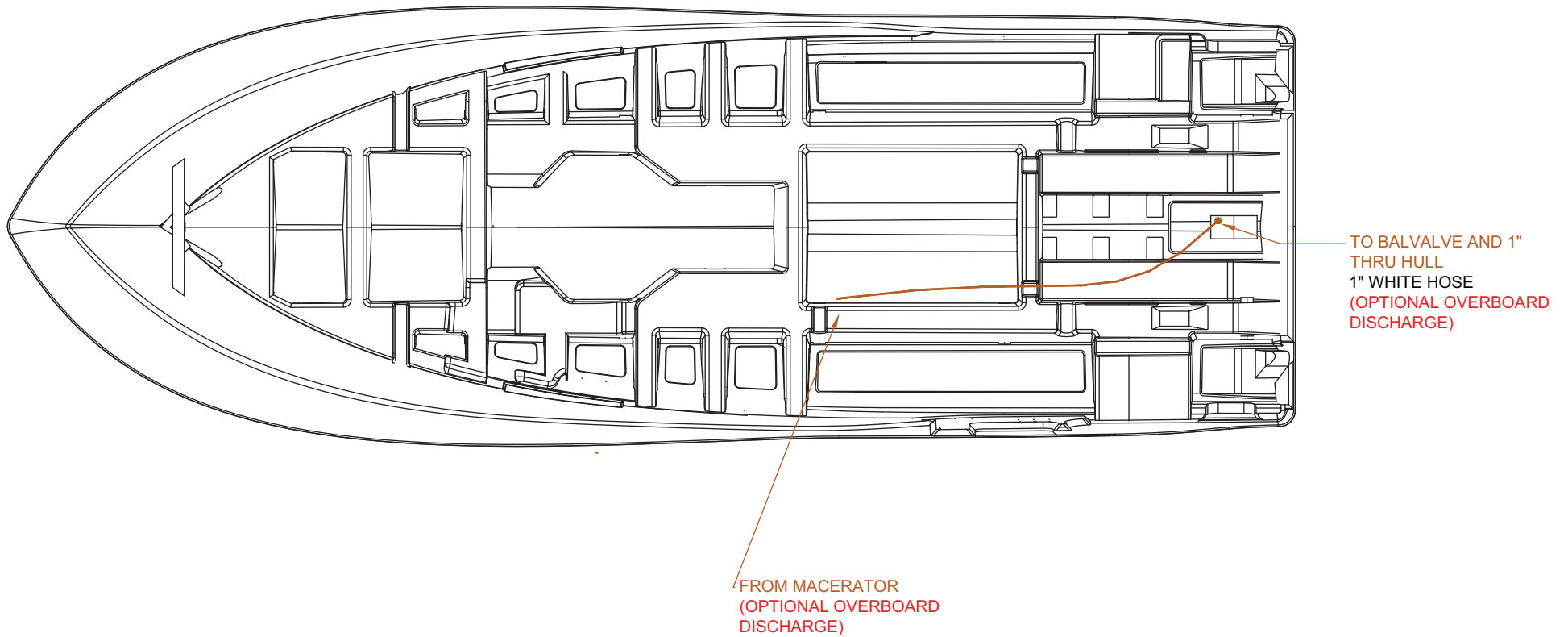
DRAINS (CONTINUED)



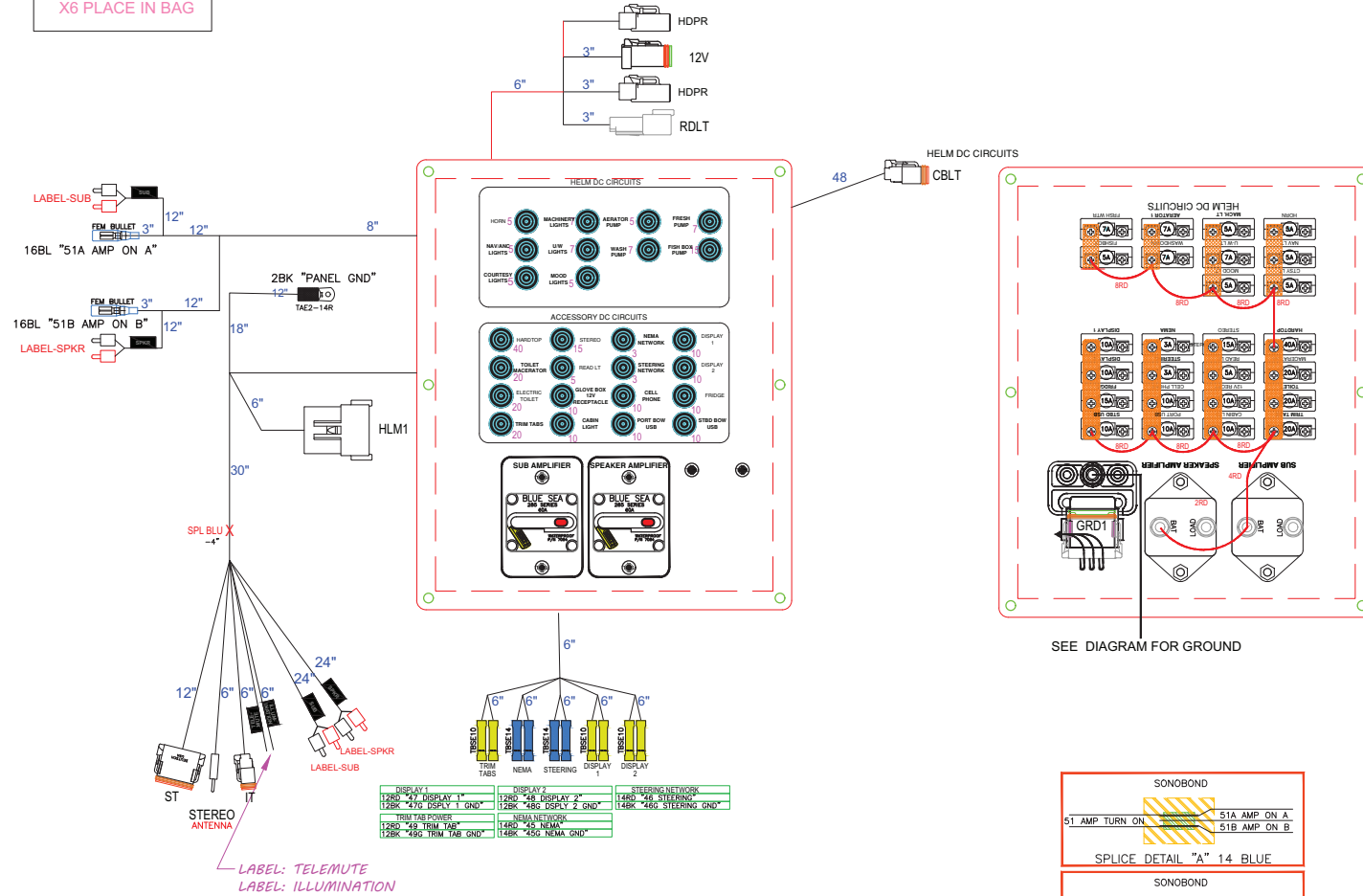
ELECTRIC HEAD SYSTEM



ELECTRIC HEAD SYSTEM (CONTINUED)

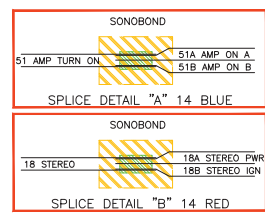


SWITCH PANEL



DISPLAY 1	DISPLAY 2	STEERING NETWORK
12RD 47 DISPLAY 1*	12SD 48 DISPLAY 2*	12RD 46 STEERING
12BK 47G DISPLAY 1 GND	12SD 48G DISPLAY 2 GND	12BK 46G STEERING GND
TRIM TAB POWER	NEMA NETWORK	
12RD 48 TRIM TAB	14SD 48 NEMA	
12BK 48G TRIM TAB GND	14BK 48G NEMA GND	

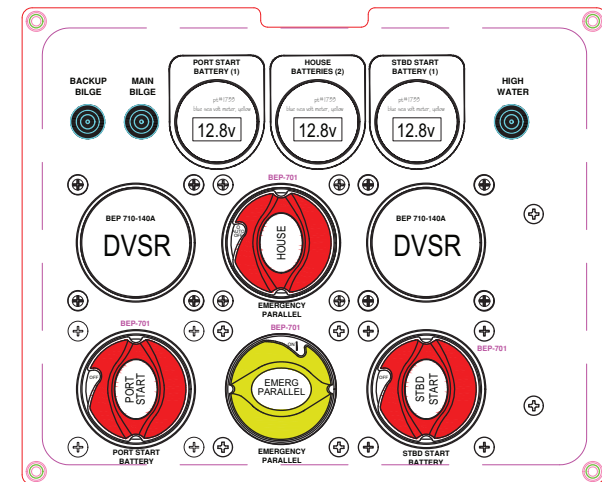
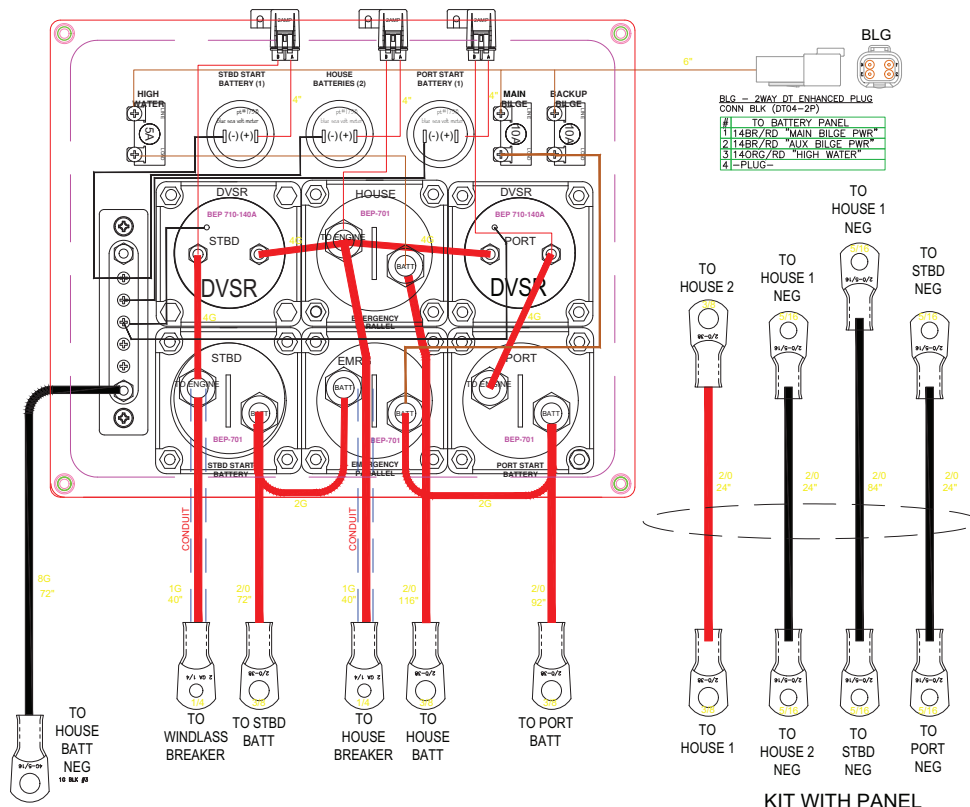
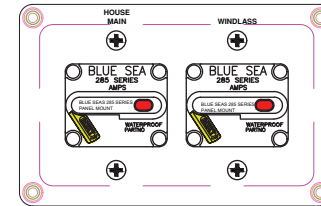
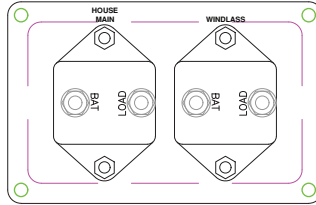
- 4WAY DEUTSCH DT ENHANCED PLUG W/SCC CONNECTOR BLK (DT06-4S-P012) LOCKING REDUC GRN (W4S-P012)**
- 12V WIRE DESC.
 - 112RD 12V RECP*
 - 214SD/WHT 12V POW USB
 - 314SD/WHT STERO POW USB
 - 414PLG
- IT - STEREO PLUG**
CONN: DT06-2S-P012
LOCK: W2S-P012
TERM: 1062-14-0122
- 114OR 18A STEREO PWR*
 - 2114OR 52 ILLUMINATION*
 - 2114BR 53 TELEMUTE*
- CBLT - CABIN LIGHT**
CONN: DT06-2S-P012
LOCK: W2S-P012
TERM: 1062-14-0122
- 114BL CABIN LTS*
 - 2114BK CABIN LTS GRD*
- ST - STEREO PLUG**
CONN: DT06-12S-P012
LOCK: W12S-P012
TERM: 1062-14-0122
- 114YL 18A STEREO PWR*
 - 2114RD 18B STEREO IGN*
 - 3114BK 18G STEREO GND*
 - 4114BL 51 AMP TURN ON*
 - 51-114017 CAVITY PLUG-
 - 61-114017 CAVITY PLUG-
 - 71-114017 CAVITY PLUG-
 - 81-114017 CAVITY PLUG-
 - 91-114017 CAVITY PLUG-
 - 10-114017 CAVITY PLUG-
 - 11-114017 CAVITY PLUG-
 - 12-114017 CAVITY PLUG-
- 12WAY DT RECP GRAY**
CONN: DT04-12PA
LOCK: W12P
TERM: 1060-14-0122
- 114OR #100 HORN LN
 - 214OR #103 NAV/ANC LTS LN
 - 314OR #220 COURT LTS LN
 - 414OR #310 WOOD LTS LN
 - 514OR #330 U/W LTS LN
 - 614OR #339 MACH LTS LN
 - 714OR #369 AER #1 LN
 - 814OR #335 FISHBX P&S LN
 - 914RD #121 FRESHWATER LN
 - 1014RD #124 RAW WATER LN
 - 11-PLUG-
 - 12-PLUG-
- 2WAY DT RECP GRAY**
CONN: DT04-2P
LOCK: W2P
TERM: 1060-14-0122
- 114BL 22 READING LT*
 - 2114BK 22G READING LT GND*
- 2WAY DT RECP GRAY**
CONN: DT06-2S
LOCK: W2S
TERM: 0462-203-12141
- 110RD 4 HEAD PWR+*
 - 2112BR 5 MACERATOR+*
 - 21PLUG
- FRIDGE**
- 110RD 4 HEAD PWR+*
 - 2112BR 5 MACERATOR+*
 - 21PLUG
- GRD1 - GROUND BUSS**
CONN: DT06-12SA-P012
LOCK: W12S-P012
TERM: 1062-14-0122
- 1114BK 49G 12V RECP GND*
 - 2112BK 47G DSPLY 1 GND*
 - 3112BK 48G DSPLY 2 GND*
 - 4114BK 46G STEERING GND*
 - 514BK 45G NEMA GND*
 - 6114BK 44G CELL PHONE GND*
 - 7114BK 22G READING LT GND*
 - 814BK 18G STEREO GND*
 - 9114BK 50G CABIN LTS GRD*
 - 10-114017 CAVITY PLUG-
 - 11-114017 CAVITY PLUG-
 - 1212BK 49G TRIM TABS GND*
- BUSS BAR 12WAY DEUTSCH W/ 5/16" STUB**
BUSS BAR (508-12)
MATING CONN (DT06-12SA-P012)
- 1114BK 49G 12V RECP GND*
 - 2112BK 47G DSPLY 1 GND*
 - 3112BK 48G DSPLY 2 GND*
 - 4114BK 46G STEERING GND*
 - 514BK 45G NEMA GND*
 - 6114BK 44G CELL PHONE GND*
 - 7114BK 22G READING LT GND*
 - 814BK 18G STEREO GND*
 - 9114BK 50G CABIN LTS GRD*
 - 10-114017 CAVITY PLUG-
 - 11-114017 CAVITY PLUG-
 - 1212BK 49G TRIM TABS GND*



BREAKER PANEL



ALL WIRES DROP OFF AT THE BOTTOM OF THE PANEL
ALL WIRE 14G UNLESS SPECIFIED

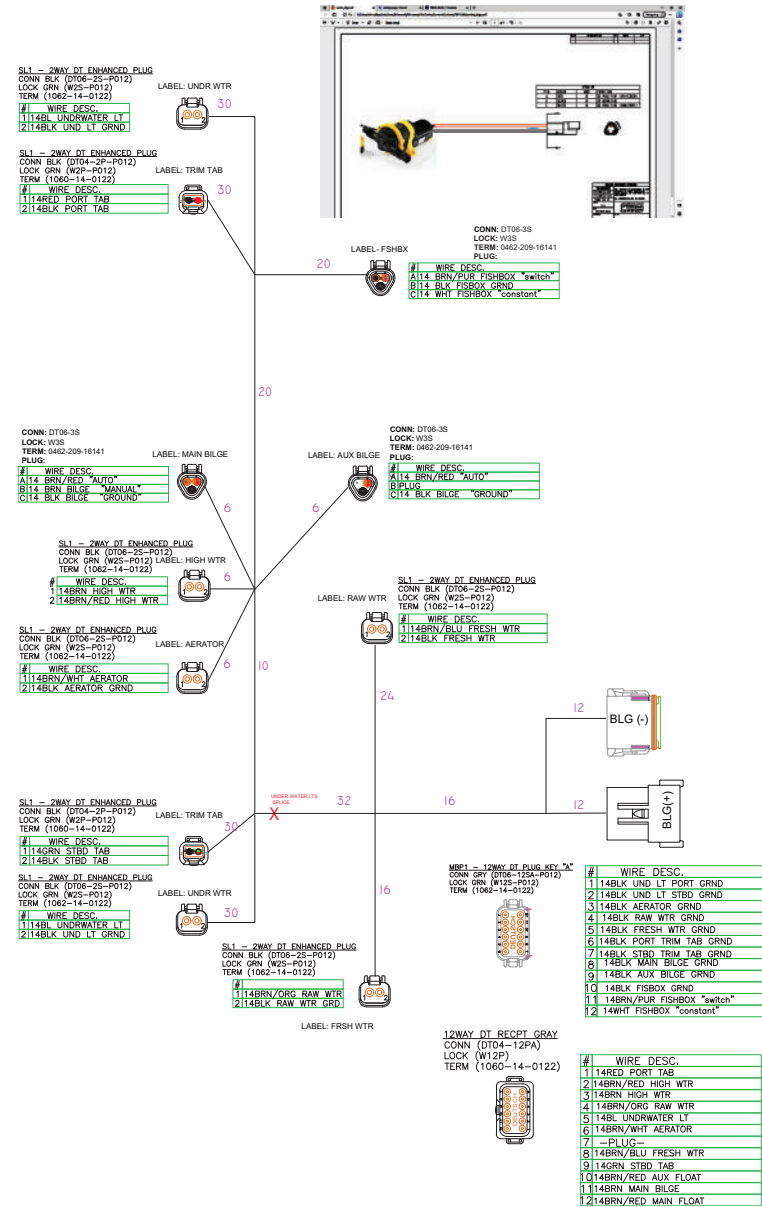


LOCTITE ON ALL SCREWS
DIELECTRIC GREASE ON PUSH ON CONNECTORS
ALL WIRE LENGTH FROM BOTTOM OF PANEL



ALL NON DEUTSCH CONNECTERS- HEAT SHRINK STYLE

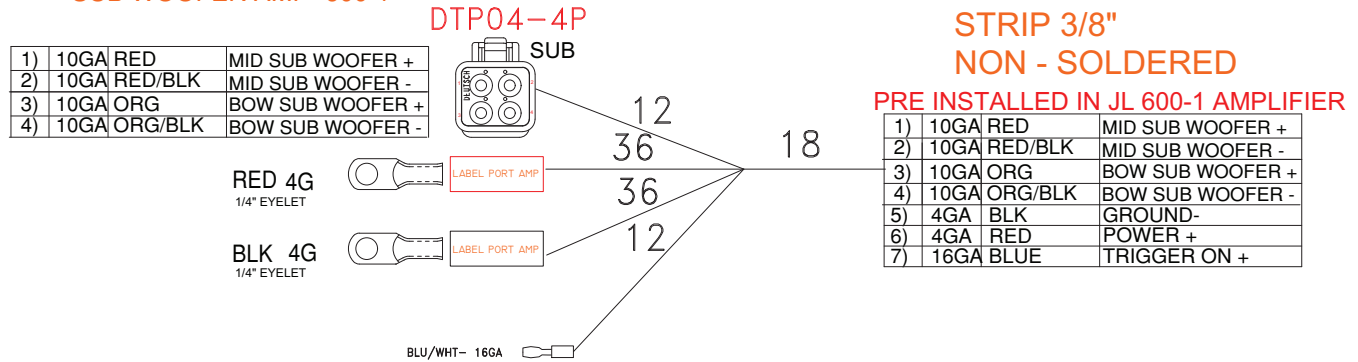
BILGE HARNESS



AMPLIFIER HARNESS

ALL NON DEUTSCH CONNECTERS- HEAT SHRINK STYLE

SUB WOOFER AMP- 600-1



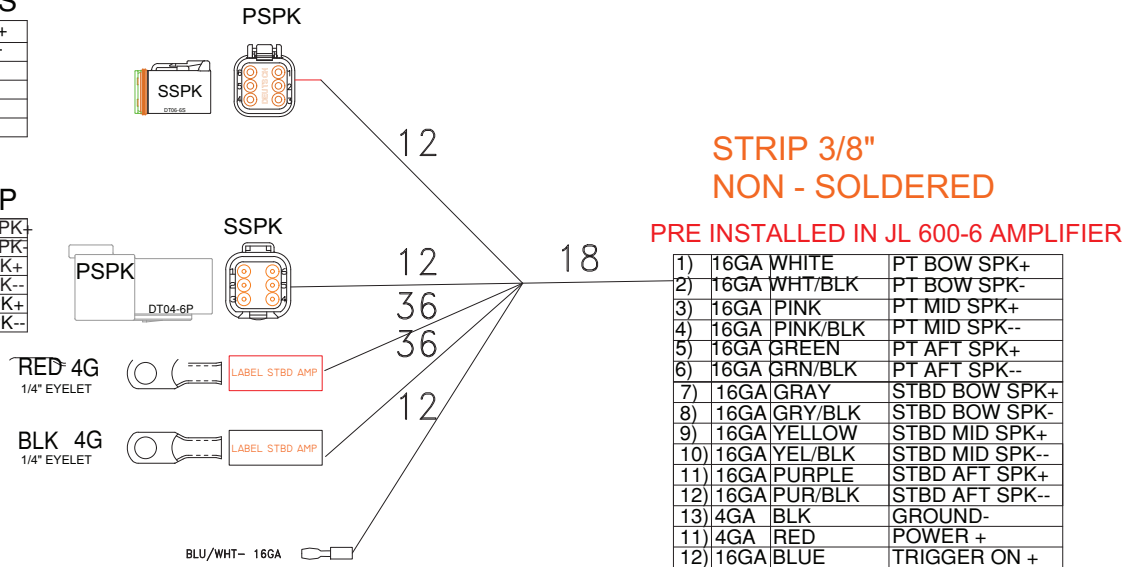
SPEAKER AMP- 600-6

DECK PLUG (P) DT06-6S

1)	16GA WHITE	PT BOW SPK+
2)	16GA WHT/BLK	PT BOW SPK-
3)	16GA PINK	PT MID SPK+
4)	16GA PINK/BLK	PT MID SPK--
5)	16GA GREEN	PT AFT SPK+
6)	16GA GRN/BLK	PT AFT SPK--

DECK PLUG (SS) DT04-6P

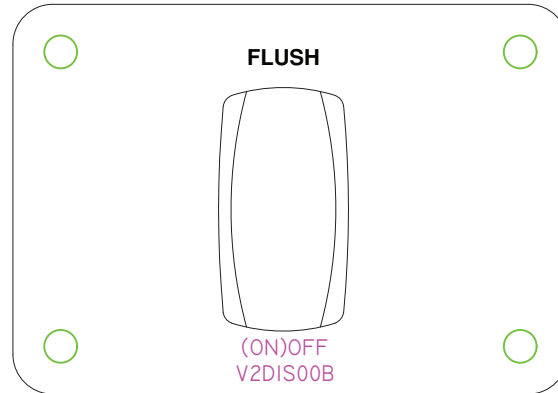
1)	16GA GRAY	STBD BOW SPK+
2)	16GA GRY/BLK	STBD BOW SPK-
3)	16GA YELLOW	STBD MID SPK+
4)	16GA YEL/BLK	STBD MID SPK--
5)	16GA PURPLE	STBD AFT SPK+
6)	16GA PUR/BLK	STBD AFT SPK--



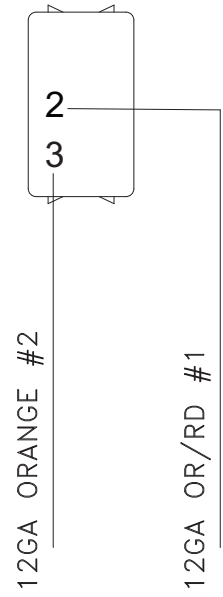
ELECTRIC HEAD HARNESS

TOILET SWITCH PANEL

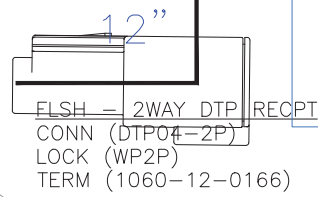
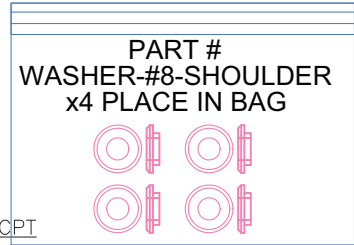
.090 ALUM
GLOSS BLK POWDERCOAT
WHITE SCREEN TEXT



ASSEMBLY NOTE:
Inject every push-on connector with dielectric grease prior to attachment to switch.

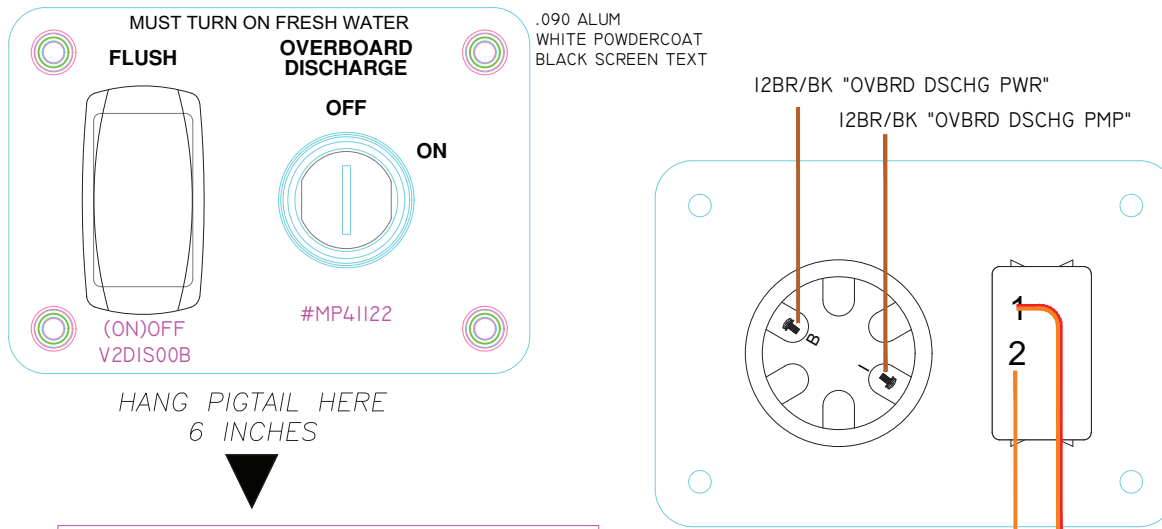


TEST DRAWER #46



#	WIRE DESC.
1	12OR/RD "FLUSH LN/1"
2	12OR "FLUSH LD/2"

OPTIONAL OVERBOARD DISCH



ASSEMBLY NOTE:
Inject every push-on connector with dielectric grease prior to attachment to switch.

OD - 2WAY DTP RECPT
CONN (DTP04-2P)
LOCK (WP2P)
TERM (1060-12-0166)



#	WIRE DESC.
1	12BR/BK "OVBRD DSCHG PWR"
2	12BR/BK "OVBRD DSCHG PMP"







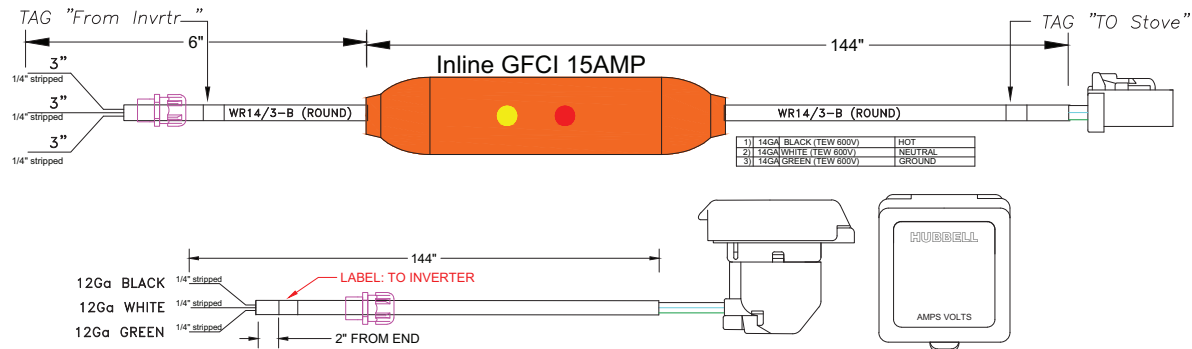
FLSH - 2WAY DTP RECPT
CONN (DTP04-2P)
LOCK (WP2P)
TERM (1060-12-0166)

#	WIRE DESC.
1	120R/RD "FLUSH LN"
2	120R "FLUSH LD"



STOVE HARNESS

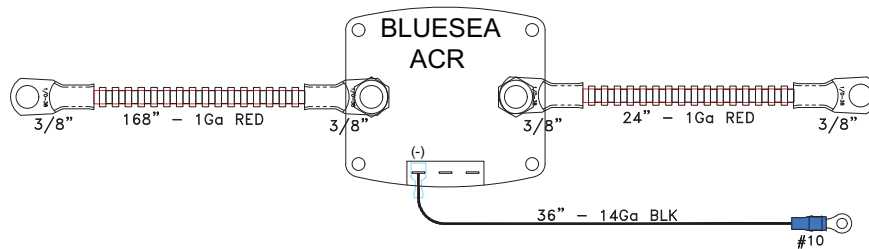
- (BAG AND INCLUDE W/BOX)
- (1) WP-4P 
 - (1) DTP04-4P 
 - (1) CAVITY PLUG 
 - (3) 14/12 PINS 



CONN: DTP06-4S
LOCK: WP4S
TERM: 0462-203-12141
10ga: 1062-12-0222
PLUG: 114017

#	WIRE DESC.	ZONE
1	12BK GRILL (HOT)	
2	12WH GRILL (NEUTRAL)	
3	12GN GRILL (GROUND)	
4	SEALING PLUG-	

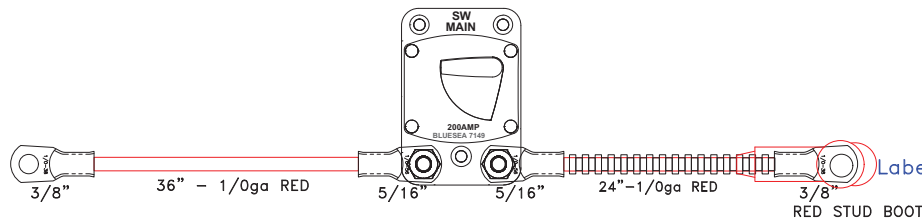
Label "INVERTER BATT"



Label "STBD ENG BATT"

Label "TO GND BUSS"

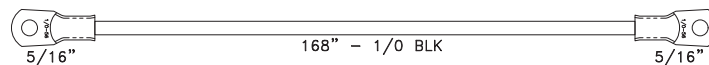
Label "TO INVERTER (+)"



Label "TO BATTERY (+)"

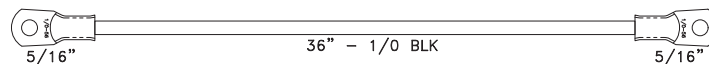
RED STUD BOOT

Label "INVERTER BATT (-)"



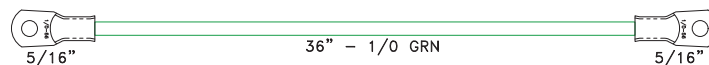
Label "ENGINE BATTERY"

Label "INVERTER (-)"



Label "BATTERY"

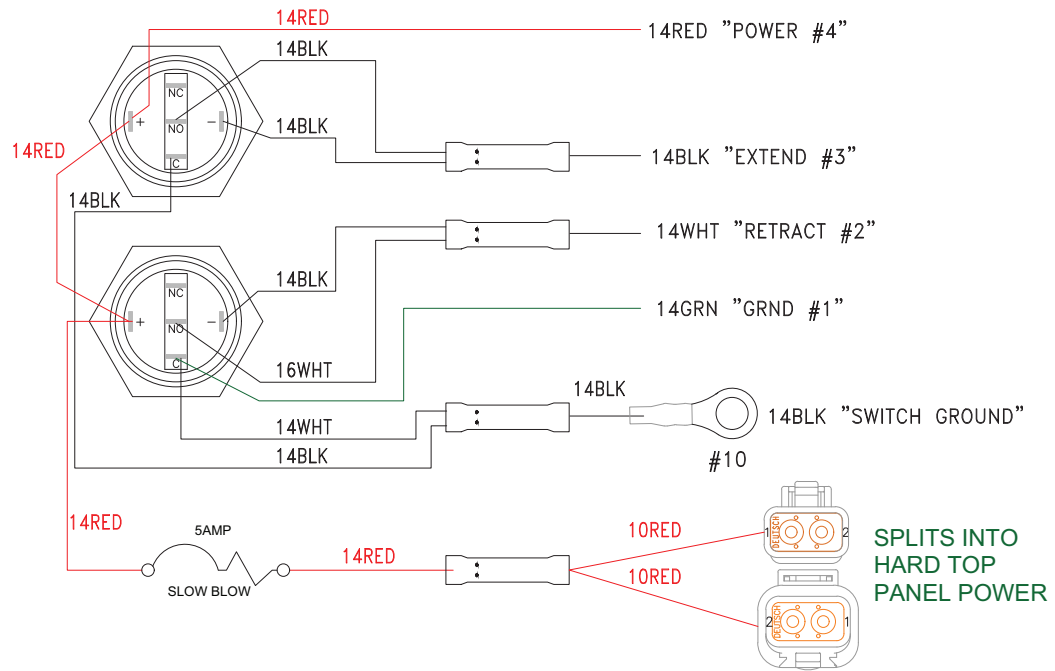
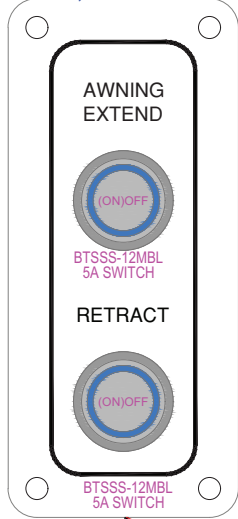
Label "CHASSIS BOND"



Label "GRND BUSS"

AWNING PANEL

090 ALUMINUM
BLACK POWDERCOAT
WHITE BORDER
WHITE TEXT
MOMENTARY (ON)-OFF
SWITCHES, BLUE LED RINGS



SPLITS INTO
HARD TOP
PANEL POWER

18" TO CONTROLLER DT06-6S

#	WIRE_DESC.
1	GRN GROUND (-)
2	WHT SWITCH CONN."RETRACT"
3	BLK SWITCH CONN."EXTEND"
4	RED POWER (+)
5	PLUG
6	PLUG

PPL - 2WAY DTP PLUG
CONN GRY (DTP06-2S)
LOCK ORG (WP2S)
TERM 10 (1062-12-0222)

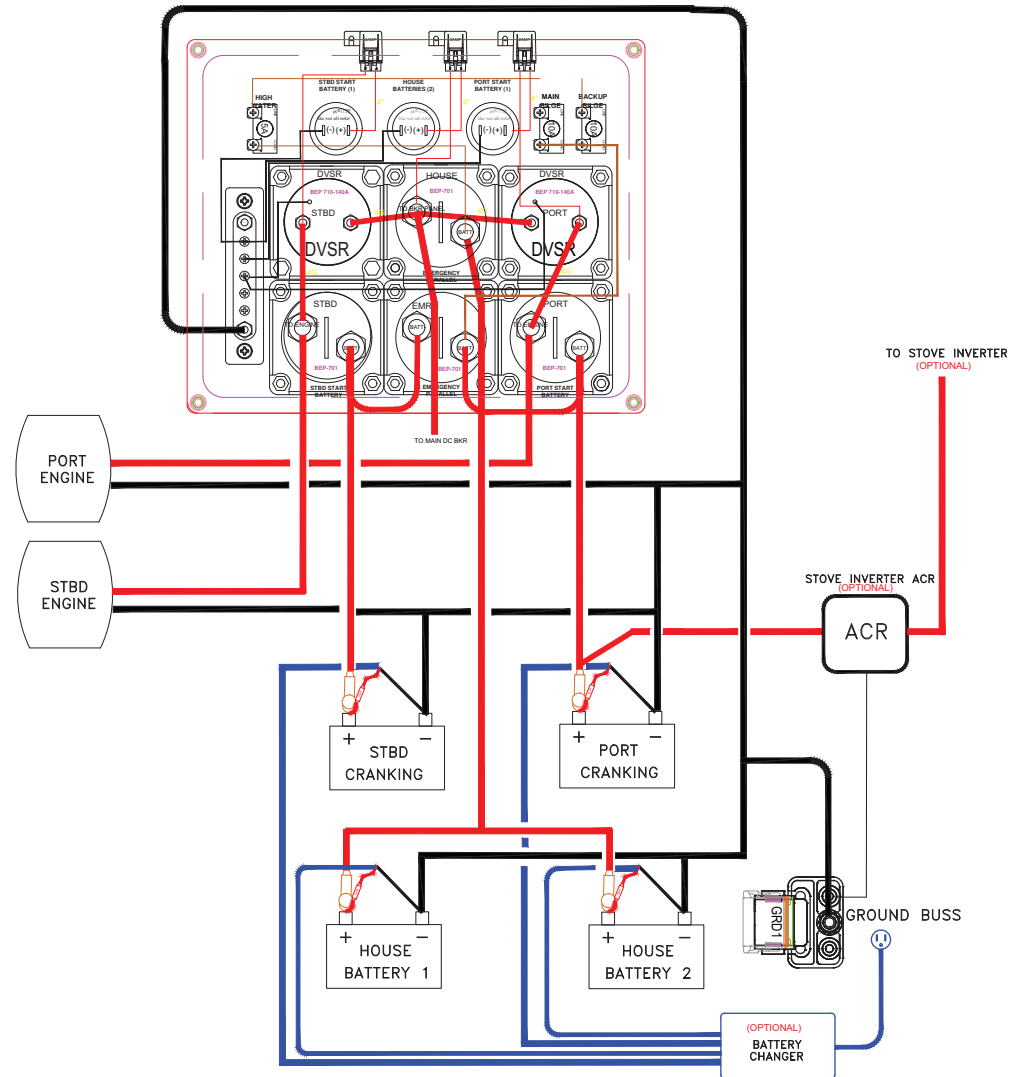
#	WIRE_DESC.
1	10RD PANEL PWR
2	-PLUG-

PPL - 2WAY DTP RECPT
CONN (DTP04-2P)
LOCK (WP2P)
TERM 14-12 (1060-12-0166)
TERM 10 (1060-12-0222)

#	WIRE_DESC.
1	10RED SWITCH PNL PWR
2	-PLUG-

TO CONTROLLER

BATTERY WIRING



**FOR NORMAL OPERATION - TURN PORT START, STBD START, AND HOUSE BATTERY SWITCHES TO THE "ON POSITION"
IN THE EVENT OF A DEAD CRANKING BATTERY, TURN THE "EMERGENCY PARALLEL" SWITCH TO THE "ON POSITION" TO PARALLEL THE "PORT START AND STBD START" BATTERIES TOGETHER.**

This Page Intentionally Left Blank

SEA FOX
BOAT WORKS

Sea Fox Boat Company, Inc.
2550 Highway 52
Moncks Corner, SC 29461-5024

Telephone: 843-761-6090
www.seafoxboats.com

Ken Cook Co.
Printed in U.S.A.
Rev 0325