



SEA FOX

BOAT WORKS

PROUDLY MANUFACTURED IN SOUTH CAROLINA



ESCAPE LIKE A FOX

CONTENTS

ABOUT

65 Years of Heritage 7

MANUFACTURING

65 Years of Experience 8

CENTER CONSOLES

Commander Series

368 C 10

328 C 12

288 C 14

268 C 16

248 C 18

228 C 20

DUAL CONSOLES

Traveler Series

288 T 22

268 T 24

228 T 26

BAY FOXES

251 B 28

231 B 30

SIDE CONSOLE

248 S 32

DETAILS

What's New 34

Upholstery 36



65 YEARS OF HERITAGE & FOUR GENERATIONS STRONG

Born and raised in Charleston, SC, the Renken family runs deep in the boating industry. It all started back in 1957 when current CEO Freddy Renken's grandfather, Walter "Palsey" Renken, bought Halsey Boat Company, a wooden boat company located on James Island, SC. Ralph Renken (second generation), Freddy's uncle, after graduating from the Citadel military college, went to work for Renken Boat Company along with his father, Palsey, and eventually his other two brothers joined (Carl and Kenneth Renken). The first fiberglass boat came out in 1960 (see photo below). Freddy Renken, third generation, and his brother Eddy started Sea Fox Boat Company in 1995 continuing the tradition without missing a season of manufacturing boats throughout the 65-year heritage.

Freddy is now joined by two of his daughters, fourth generation boat builders. Harlan (31) VP of Production and Tanner (27) Director of IT and Marketing. Furthermore, Christina Moore joined the company in 2017 as CFO and is contributing to the success of the company and women in the industry.

The future of Sea Fox is bright with a strong team, including Freddy's long-term partners of 20+ years, Ryan Balderson, VP of Sales, and Chris Nemeth, VP of Engineering. Sea Fox has a new logo, new interiors, and new colors along with four new models. Every model will be marked with the 65-year crest with four triangles representing the four generations. Sea Fox now has a full line-up with 12 models ranging from 22 – 36 feet including bay boats, center consoles, dual consoles, and a side console. We aim to build boats with the fishing expert in mind while not sacrificing the comfort for friends and family. Our goal is to produce all the amenities you could need so that you can leave your worries at the dock. Looking to the future, Sea Fox has secured a spot on the Ashley River in Charleston, South Carolina to build a new state of the art 250,000 sqft boat manufacturing facility planned to be completed at the end of 2028.



Ralph & Carl Renken



Tanner, Freddy & Harlan Renken



Sea Fox Team Members that have been with the company for 20+ Years. Back Row: Chris Nemeth (20 yrs), Lynn Gouldsmith (20 yrs), Freddy Renken (36 yrs), Ryan Balderson (21 yrs). Front Row: Edgar "PeeWee" Tubleston (49 yrs), Travis Ancrum (20 yrs), Edwin "Papi" Roman (27 yrs), Jimmy Ancrum (21 yrs).



65 YEARS OF EXPERIENCE

FACILITY

Located in Moncks Corner, South Carolina is our 200,000 square-foot manufacturing facility, which includes our own in-house metal fabrication shop, interior/upholstery shop and an infusion department for our flagship model, the 368 Commander.

RESEARCH & DEVELOPMENT

Sea Fox continuously strives to improve upon our existing designs, with real world testing and experimentation. All of our hulls are designed by a renowned naval architect and our plugs are then precision cut with a five-axis router. We continually make an effort to improve production while lowering costs by finding ways to implement the latest technologies and CAD design.

QUALITY CONTROL

Sea Fox has strict quality control check points throughout the build process, starting in lamination, hull and deck rigging, hull and deck capping and final inspection to ensure each boat meets both ABYC and Coast Guard requirements.

STRINGERS

Each Sea Fox model has a completely sealed stringer system custom made for maximum strength and flotation. All stringers are professionally designed with CAD software and built with closed cell foam for a sealed system and added flotation.

FABRICATION

Sea Fox uses the best raw materials in the industry today with vinylester barrier coats applied on every hull and deck to ensure gelcoat longevity for a lifetime of use. All Sea Fox models are hand laid with a 36/10 ounce fiberglass in the hull for a solid feel and ride. All decks are completely cored with a high density foam composite offering stronger properties than resin based bonding agents. Once the bonding agent cures, the deck and hull are chemically bonded together for superior strength.

UPHOLSTERY

We use premium marine grade 30-ounce vinyls on all of our models for strength and durability. Sea Fox beats the competition by exclusively offering Permaguard superior stain resistance on all of our vinyls. This provides unequaled resistance to scratches, scuffs, stains and abrasions for long term and trouble free performance. We now do all quilting in house with the ability to customize design and look for the customer. Our foams are some of the thickest in the industry, just take the “knee test” and simply lean your knee into the center of the cushion and then do the same to a competitor’s. The knee test tests the density of the foam. We also use a reticulating foam on all of our seat cushions to allow water to drain through. All of our substrates are also PVC. By building the upholstery on site we are able to use the finest quality materials instead of paying a vendor’s overhead.

ULTIMA HARD TOP

Our styling and smooth lines are only the beginning of what our hard tops have to offer. All hardtops come standard with tons of storage, most include our signature safety storage door that features dedicated placement for everything you need on board to keep your family safe. Depending on model, tops also include a variety of spreader lights, sidelights, and can be upgraded to include a sleek cell phone charger and our very popular bow shade. Aft rod holders, reinforcements for radar, and outrigger placement mounts are also on most models.

STANDARD FEATURES

We include features we want on all our boats as standard: Stereos, trim tabs, bow fillers, premium stainless steel hardware, marine grade heavyweight vinyls, and on models 26’ and up powder coating and ultima tops.



368 COMMANDER

The 368 Commander is the flagship of the Sea Fox family. At 36' LOA and 11' beam, the 368 Commander has a sharp 23 degree deadrise to handle rough water conditions. The 3" composite transom can hold twin or triple application motors. The hull is made from an infused lamination process and is the first of its kind in the Sea Fox line up. The foam filled stringer mold is a beast with massive bonding points throughout the hull to ensure a solid ride in any weather condition.

Like all Sea Fox boats, the 368 is designed for comfort in the bow area with its extended multi-person front of console lounge and has multi-dimensional cushions for ultimate comfort. The cockpit is a serious angler's dream boasting twin 50 gallon aquarium live-wells that are also pressurized – 0% air, 100% water. Four in the floor fish boxes and two large refrigerator/freezer storage facilities located across the transom wall to keep bait, food and drinks at any temperature desired. Triple helm seats sit high for all around viewing and a full glass enclosure keeps the crew dry in all weather conditions.

The ultimate combination of performance, luxury, and fishability, the 368 Commander represents the culmination of everything we've learned over 28 years of constantly refining our designs, construction, and rigging.



368 C

Centerline Length 36'

Beam 11'

Bridge Clearance 127.5"

Dry Weight 11,682 lb

Maximum Weight 17,194 lb

Deadrise 23 degrees

Draft (hull) 27.5"

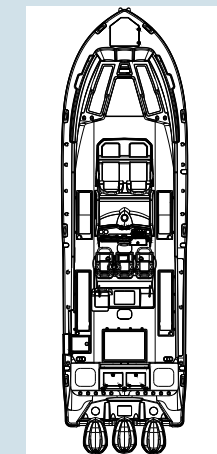
Fuel Capacity 377 gal

Persons Capacity Yacht Certified

Maximum Horsepower 1,200 hp

Standard Seating Three helm chairs with additional seating for 10-12 people

Transom 38"



328 COMMANDER

The 328 Commander is designed with an eye for style and an emphasis on luxury — highlighted by bow seating with individual curved backrests, cozy sleeping quarters below deck, extensive LED accent lighting, a flat glass windshield, and top-shelf upholstery.

Don't let that fool you though; the 328 Commander is a fishing machine at its core. In addition to its full-featured tackle and bait station, it boasts a 55-gallon pressurized, lighted transom live well with a clear lid; another 35-gallon lighted well with an aquarium wall in its port corner; four massive, over-board-draining fish boxes; 36 total rod holders plus extensive rod storage; smart touches like storage compartments forward and aft for five-gallon buckets; available Gemlux outriggers; and a standard anchor windlass with helm controls for effortless set up on that fishing spot.

With speeds up to 62 miles per hour, it's huge 10' 8" beam and wide Carolina flare at its bow, the 328 Commander is unbelievably agile and includes more standard features than any boat on the market in its category.



328 C

Centerline Length 32'

Beam 10' 8"

Bridge Clearance 115"

Dry Weight 10,891 lb

Maximum Weight 16,344 lb

Deadrise 22.5 degrees

Draft (hull) 24"

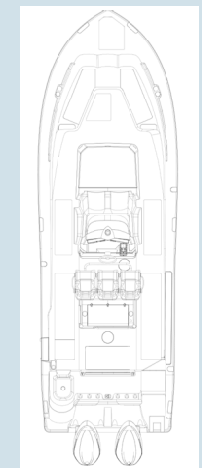
Fuel Capacity 313 gal

Persons Capacity Yacht Certified

Maximum Horsepower 900 hp

Standard Seating Three helm chairs with additional seating for 10-12 people

Transom 35"



288 COMMANDER

A pedigreed fishing machine, the 288 Commander combines popular features found on our 328 Commander with a carefully redesigned layout and console. Part of that involves adding in features like the aquarium view livewell, new bow table design with integrated casting platform and a new curved lounge design. The result is a refined, capable offshore platform with more than a touch of style.

Forward of the console, the 288 is all premium-stitched luxury. Twin high-back loungers with ergonomically curved seating in front of the console that conceal a 75-gallon dry storage box, while a pair of aft-facing, curved-back loungers are built into the bow. Adding our new bow table design with integrated casting platform and a filler cushion, the bow area can be converted into either a full-width lounge, dining area or casting platform.

For long days on the water the step-down console hides a comfort station with head, sink, and portlight, while a 26-gallon freshwater tank makes for refreshing on-deck showers and easy tackle cleanup at the end of the day.



288 C

Centerline Length 28'

Beam 9' 8"

Bridge Clearance 100"

Dry Weight 5,823 lb

Maximum Weight 9,615 lb

Deadrise 18 degrees

Draft (hull) 18"

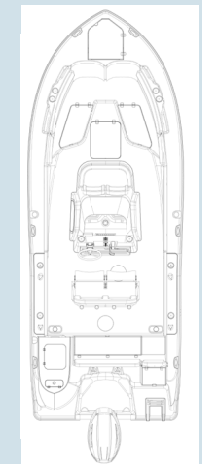
Fuel Capacity 185 gal

Persons Capacity Yacht Certified

Maximum Horsepower 600 hp

Standard Seating Three helm chairs with additional seating for 10-12 people

Transom 30"



268 COMMANDER

The 268 Commander is big enough to fish the blue water even in less-than-perfect conditions, but small enough to tow easily — even for long distances. Similarly, she's small enough to deliver exciting performance with a single outboard, yet big enough to comfortably accommodate twins. Designed with the Yamaha in-line four cylinder 2.8L workhorse in mind this commander offers a great value with twin F150XCs and exceptional performance with the twin F200XSAs.

Like all Commanders, the 268 is a full-featured fishing platform that also offers comfortable and stylish seating and amenities forward of the console. In the cockpit, she features an impressive 30-gallon aquarium livewell with a dip-net storage compartment, two overboard-draining fish boxes, a side entry door for easy cockpit access and ample rod holders. A large aft bench seat that also lifts up for spacious bilge access provides plenty of cockpit seating. Forward, a generous console lounger provides comfortable seating and offers a 7-cf. storage tub below. With an aggressive, Carolina flared bow, and 20-degree deadrise, the 268 can get you to the fishing grounds fast and dry. Plus with 140 gallons of fuel — translating to a cruising range in excess of 300 miles — she'll get you home safely too.



268 C

Centerline Length 26'

Beam 9' 3"

Bridge Clearance 102"

Dry Weight 4,535 lb

Maximum Weight 7,845 lb

Deadrise 20 degrees

Draft (hull) 16"

Fuel Capacity 140 gal

Persons Capacity Yacht Certified

Maximum Horsepower 450 hp

Standard Seating Leaning post with backrest & flip-up bolsters with 65-qt Yeti Tundra cooler (2 legged)

Transom 30"



248 COMMANDER

The 248 Commander represents the essence of Sea Fox design, engineering and quality. This single engine build offers a family friendly bow with ample seating and storage and an angler friendly stern. The cockpit offers plenty of room to reel in the catch of the day while the offshore hull with its impressive Carolina flair and 18 degree deadrise will get you to your favorite fishing waters comfortably and reliably.



248 C

Centerline Length 24' 4"

Beam 8' 6"

Bridge Clearance 99"

Dry Weight 3,779 lb

Maximum Weight 6,371 lb

Deadrise 18 degrees

Draft (hull) 14"

Fuel Capacity 111 gal

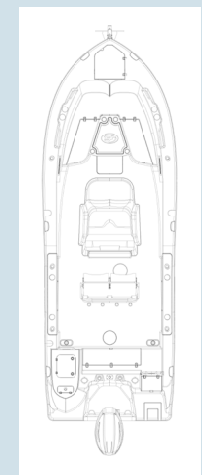
Persons Capacity 10 people

Total Capacity 2500 lb

Maximum Horsepower 300 hp

Standard Seating Leaning post with additional seating for 8 people

Transom 25"



228 COMMANDER

The 228 Commander is the perfect vessel to get your family fishing on the water. The pressurized aquarium livewell, bow casting platform, removable premium cooler, molded in rod storage, dip net storage and the roomy insulated aft fishbox will check all the angler's boxes. Your family's comfort is well considered when headed to the sandbar. Aft and forward facing bow seating, an easily accessible head, awesome stereo, and storage throughout will ensure everyone has an enjoyable time on the water.



228 C

Centerline Length 22' 4"

Beam 8' 6"

Bridge Clearance 99"

Dry Weight 3,241 lb

Maximum Weight 4,803 lb

Deadrise 18 degrees

Draft (hull) 14"

Fuel Capacity 90 gal

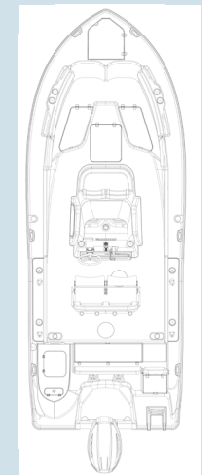
Persons Capacity 8 persons

Total Capacity 2,200 lb

Maximum Horsepower 250 hp

Standard Seating Leaning post with additional seating for 8 people

Transom 25"



288 TRAVELER

Introducing the largest in it's class and new to the line up this year, the 288T puts every inch of this 28' family and fishing machine to use with its roomy 9'3" beam. The command center at the helm comes standard with twin 10" navigation screens and is complemented by an entertainment center featuring grill, sink, fridge, and a removable premium cooler. Across the way is the back to back lounge that is leading the industry in comfort and class. The aft facing recliner, fold down seating and removable table bring the comfort of home to the water, but easily packs away to transform the aft deck into a first class fishing platform. Deep bow seating and an impressive windshield that is integrated into the hardtop design will keep your entire family secure whether you are heading to the fishing grounds or your local dock & dine.



288 T

Centerline Length 28'

Beam 9' 8"

Bridge Clearance 100"

Dry Weight 8,610 lb

Maximum Weight 11,930 lb

Deadrise 18 degrees

Draft (hull) 18"

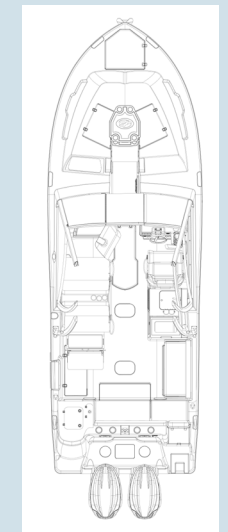
Fuel Capacity 147 gal

Persons Capacity Yacht Certified

Total Capacity Yacht Certified

Maximum Horsepower 600 hp

Transom 30"



268 TRAVELER

Sporty, stylish, functional and yet well appointed are all good ways to describe the 268T. We designed this boat with the multi-purpose family in mind. With its generous standard features (dock door, multi-position lounge seating, oversize hardtop and integrated windshield) and available options (electric grill, aft shade, non-skid foam flooring) the 268 Traveler is sure to exceed all of your family's expectations.



268 T

Centerline Length 26'

Beam 9' 03"

Bridge Clearance 102"

Dry Weight 3,375 lb

Maximum Weight 6,568 lb

Deadrise 20 degrees

Draft (hull) 16"

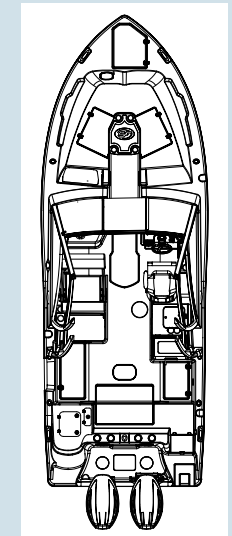
Fuel Capacity 127 gal

Persons Capacity Yacht Certified

Total Capacity Yacht Certified

Maximum Horsepower 400 hp

Transom 30"



228 TRAVELER

Built on the same offshore hull platform as our Commander series, this boat brings the signature ride of our center consoles to a dual console application. A thoughtful open aft fishing deck offers plenty of seating for all of your friends and family. A step down head with optional electric toilet, large watersports storage box, and deep bow seating help give this Traveler the feel of some of our larger boats with the versatility of a 22' boat.



228 T

Centerline Length 22' 4"

Beam 8' 6"

Bridge Clearance 99"

Dry Weight 3,191 lb

Maximum Weight 4,794 lb

Deadrise 18 degrees

Draft (hull) 16"

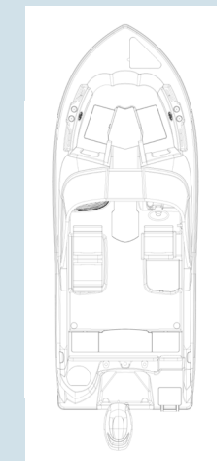
Fuel Capacity 106 gal

Persons Capacity 8 Persons

Total Capacity 2,200 lb

Maximum Horsepower 250 hp

Transom 25"



251 BAY FOX

This boat is an in-shore, near-shore, and even off-shore anglers dream. The proven hull design is met by a spacious bow casting platform with a tournament ready layout. Large steps integrated into the forward deck offer ample storage for fish or PFDs with rod storage easily accessible on the port side bow. The console boasts a commanding view of the action with a sleek black acrylic dash that can accommodate several navigation screen sizes and layouts. Although this boat takes fishing seriously, the aft casting platform transforms into highly functional seating and the console offers a step down head. The optional hardtop offers plenty of shade, storage and lighting while adding to the sly and stealthy design cues of the Bay Fox.



251 B

Centerline Length 24' 4"

Beam 8' 6"

Bridge Clearance 93"

Dry Weight 3,370 lb

Maximum Weight 5,286 lb

Deadrise 15 degrees

Draft (hull) 13"

Fuel Capacity 72 gal

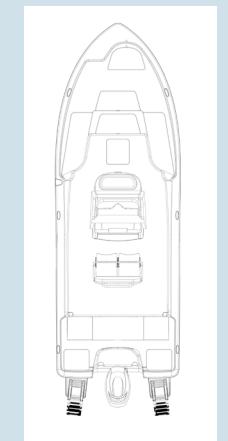
Persons Capacity 8 Persons

Total Capacity 2,200 lb

Maximum Horsepower 300 hp

Standard Seating Leaning post with additional seating for 8 people

Transom 25"



231 BAY FOX

The 231B offers an exceptional fishing platform with all the benefits of the 251B in a smaller package to easily tow. Integrated fiberglass swim platforms on the port and starboard plane pods allow for easy access in and out of this versatile bay boat. With the ability to do everything from stalking the flats to trolling the Gulf Stream to towing tubes at the lake, there are few boat styles as versatile, intelligently designed, capable, and head-turning as the Bay Fox.



231 B

Centerline Length 22' 4"

Beam 8' 6"

Bridge Clearance 94"

Dry Weight 2,590 lb

Maximum Weight 4,401 lb

Deadrise 15 degrees

Draft (hull) 13"

Fuel Capacity 55 gal

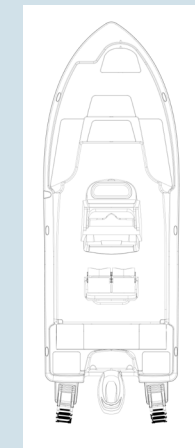
Persons Capacity 8 Persons

Total Capacity 2,100 lb

Maximum Horsepower 250 hp

Standard Seating Leaning post with additional seating for 8 people

Transom 25"



248 SIDE CONSOLE

The 248S is the perfect boat to escape from the dock and the elements with its sly and functional side console design. The side console offers an oversized head and unique berth while providing fun wraparound bow seating. This boat is loaded with the essentials that you expect from Sea Fox like a roomy fishing cockpit, integrated transom livewell, insulated fishboxes, plush seating throughout, two removable coolers and abundant storage.



248 S

Centerline Length 24' 4"

Beam 8' 6"

Bridge Clearance E 99"

Dry Weight 3,798 lb

Maximum Weight 6,490 lb

Deadrise 18 degrees

Draft (hull) 14"

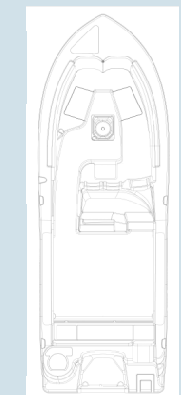
Fuel Capacity 117 gal

Persons Capacity 10 persons or 1,500 lb

Total Capacity 2,500 lb

Maximum Horsepower 300 hp

Transom 25"



WHAT'S NEW AT SEA FOX

NEW LOGO

SEA FOX



NEW DECALS

New Heritage Orange Decals with the 65 Year Heritage Crest



NEW LOOK

Gel Coat

New Colors: Channel Blue, Marsh Green, and Bull Shark Grey



Powder Coat

White, Light Grey, Jetty Grey, and Black



Upholstery

White with Light Grey or Navy Accents



NEW MODELS



231 BAY FOX



251 BAY FOX



248 SIDE CONSOLE



288 TRAVELER



NEW UPHOLSTERY

Welcome to the exclusive debut of our Model Year '24 Sea Fox Upholstery Collection, where simplicity meets sophistication. Drawing inspiration from the realms of high fashion, advanced aviation, and classic retro maritime aesthetics, we've crafted a nautical yet timeless aesthetic. Choose between grey or navy for the accents, and single or double diamond for the stitching. For those with a penchant for vibrancy, our new Heritage Orange, especially designed for the iconic fox heads, offers a playful splash of color. Proudly crafted in-house, every piece of our upholstery is a testament to our commitment to unparalleled quality.

22-26' STANDARD



Single Diamond White Stitch
Choose either navy or light grey for the accents

UPGRADE



Single Diamond Colored Stitch
Choose either navy or light grey for the accents

28-32' STANDARD



UPGRADE



Double Diamond Stitch
Choose either navy or light grey for the accents

36' STANDARD



UPGRADE



Orange Logo



**LEAVE YOUR WORRIES
AT THE DOCK**



SEA FOX

ESCAPE LIKE A FOX

NOVEMBER 2023